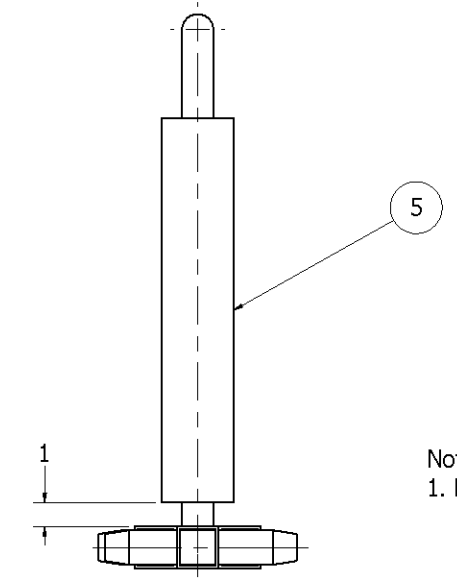
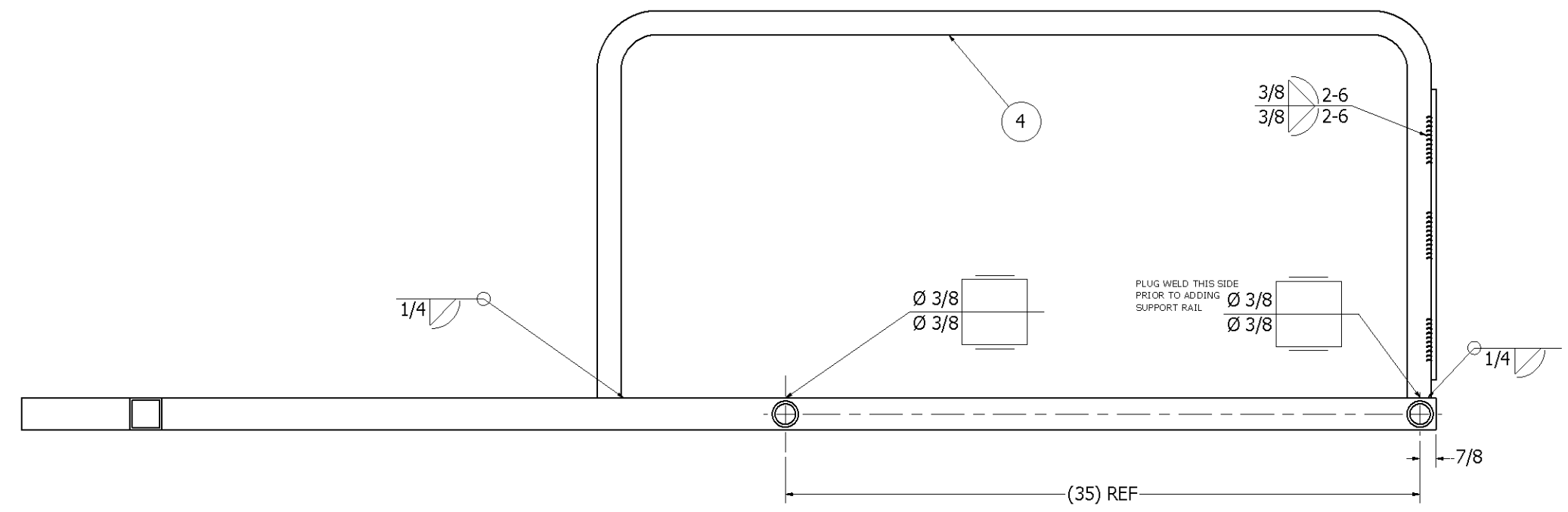
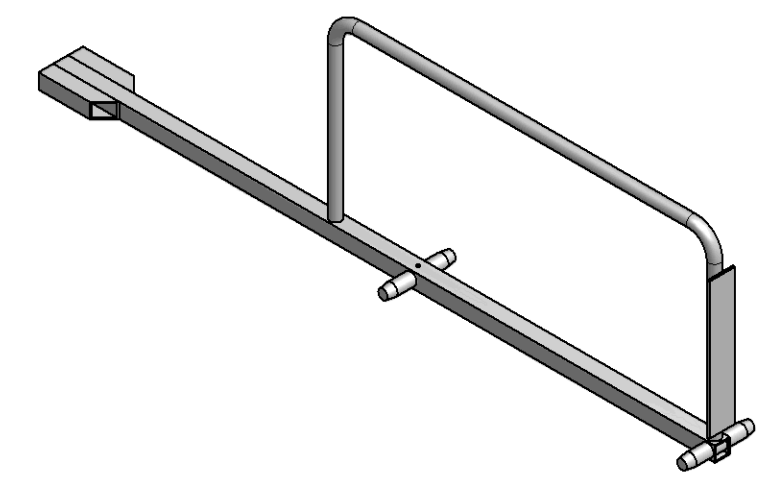
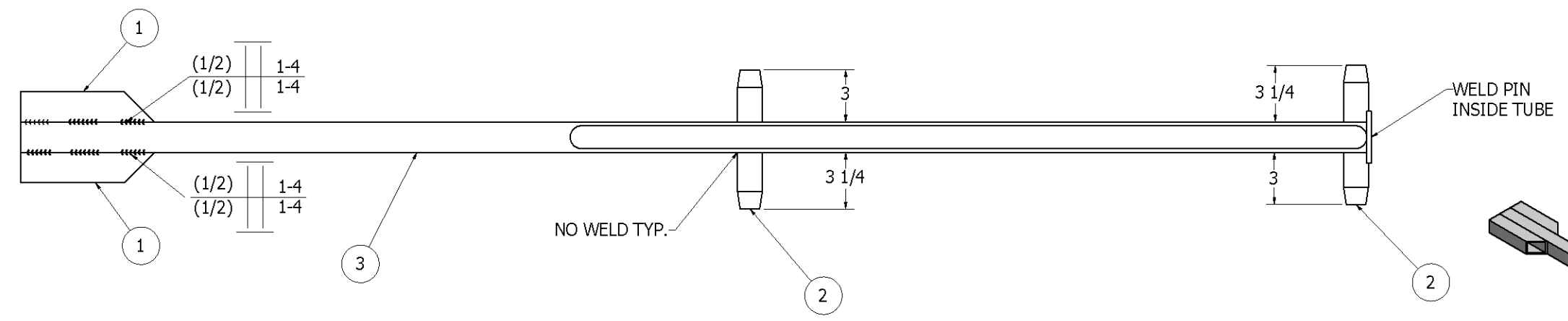


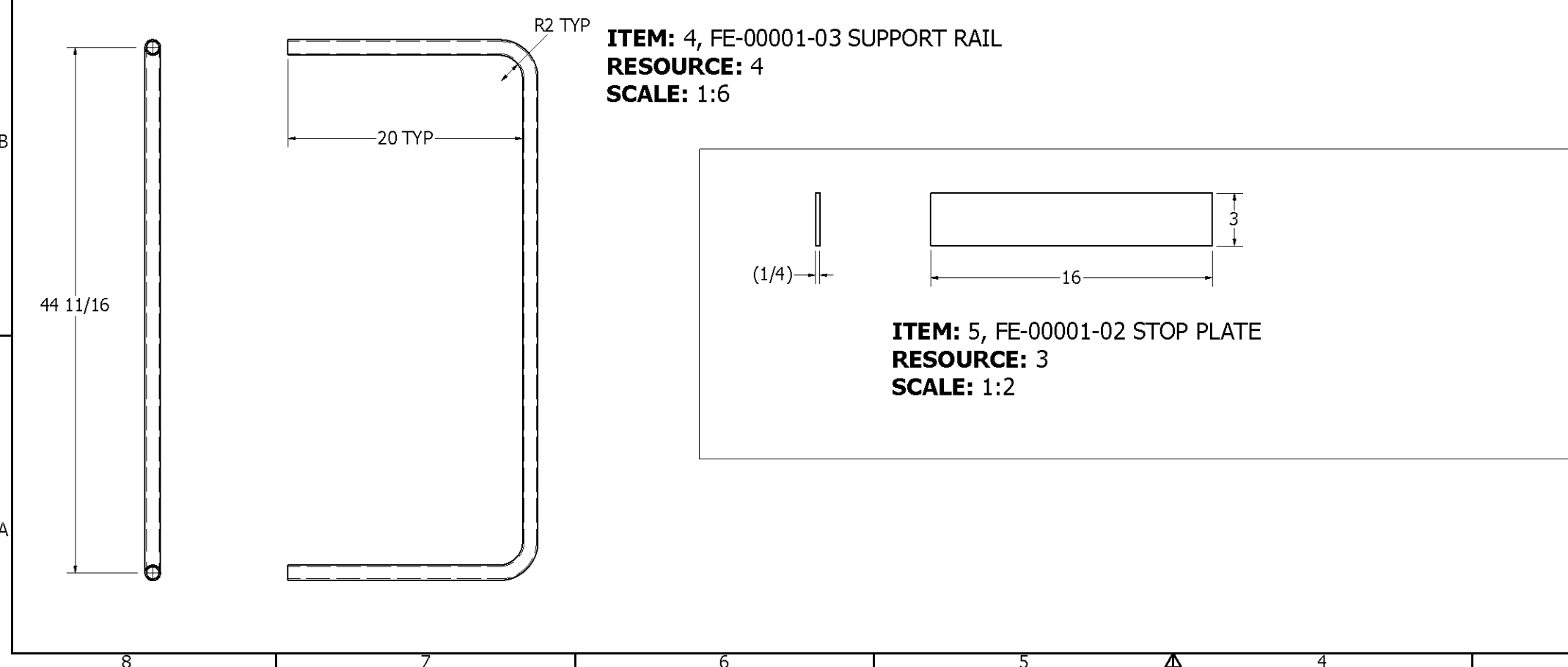
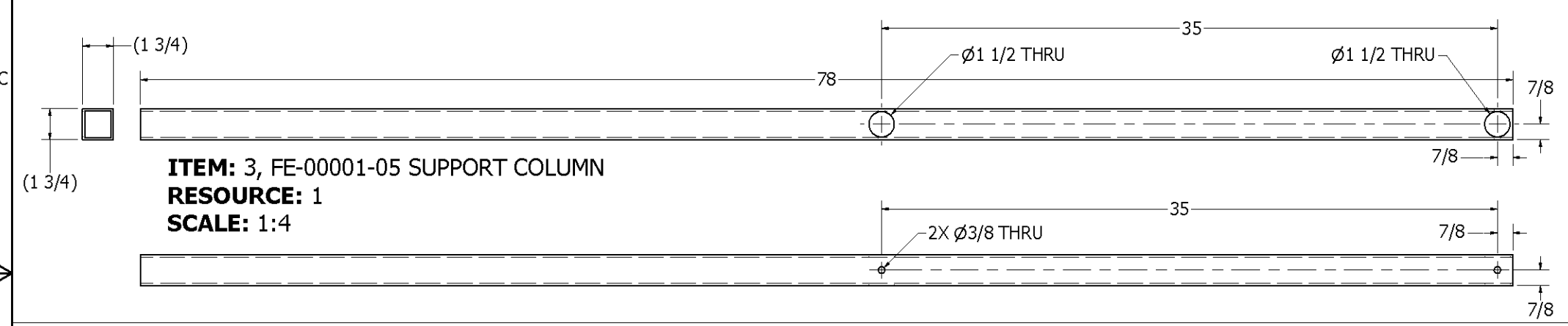
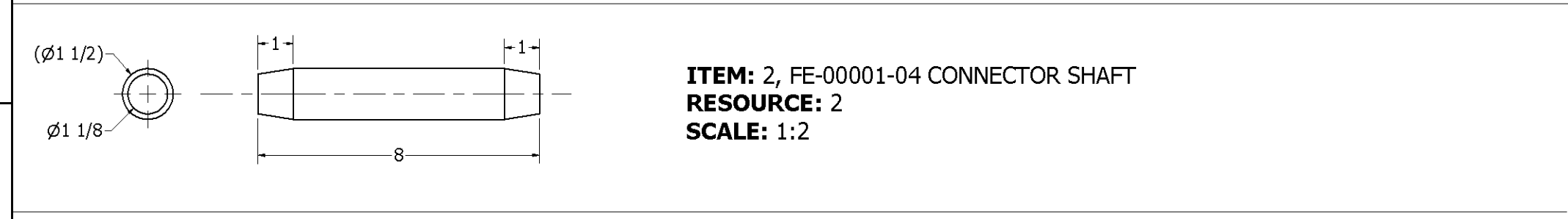
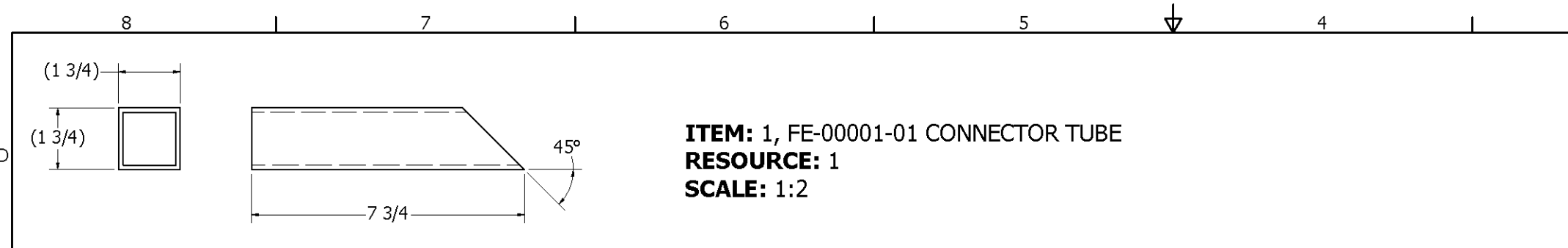
REVISION HISTORY			
REV	DESCRIPTION	DATE	APPROVED
1	Redraw	5/14/2008	narosenberg

Parts List			
ITEM	QTY	PART NUMBER	DESCRIPTION
1	2	FE-00001-01	Connector Tube
2	2	FE-00001-04	Connector Shaft
3	1	FE-00001-05	Support Column
4	1	FE-00001-03	Support Rail
5	1	FE-00001-02	Stop Plate



Notes:
1. Remove all sharp edges

DRAWN narosenberg	5/14/2008	FIRST 200 Bedford Street, Manchester, NH 03101 (603) 666-3906 -- FAX (603) 666-3907
CHECKED dfoster	8/1/2008	
UNLESS OTHERWISE SPECIFIED		TITLE DRIVERS STATION SUPPORT
FRAC.	+/- 1/32	
.00	+/- .01	SIZE DWG NO
.000	+/- .005	D FE-00001
ANGULAR	+/- .25 Deg.	SCALE
		SHEET 1 OF 2

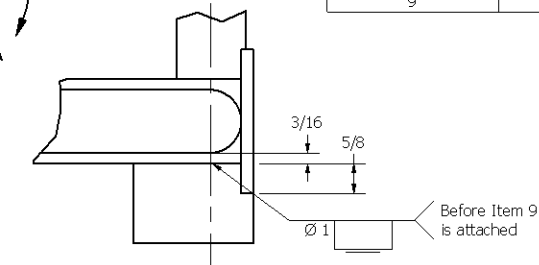
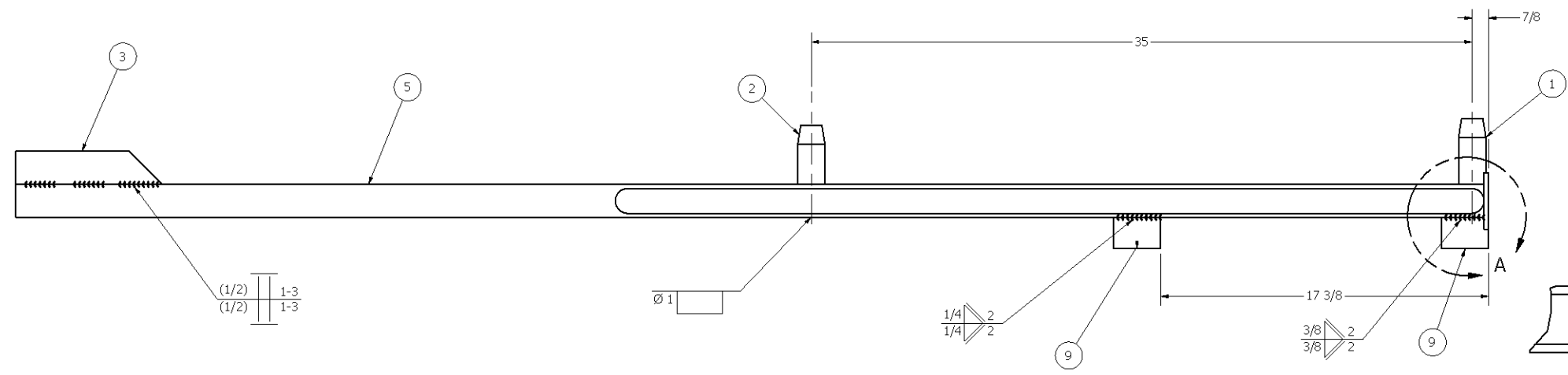


RESOURCE	QTY.	RESOURCES		
		DESCRIPTION	LENGTH	PART NO.
1	AR	1 3/4" X 1 3/4" X 1/8' 6061 ALUMINUM TUBING		-
2	AR	1 1/2" 6061 ALUMINUM SOLID ROD		-
3	AR	1/4" 6061 ALUMINUM PLATE		-
4	AR	1" SCHEDULE 40 ALUMINUM TUBE		-

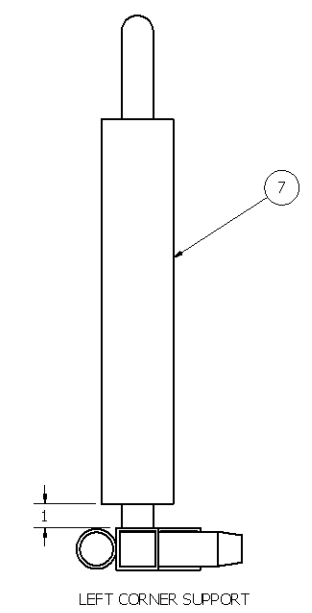
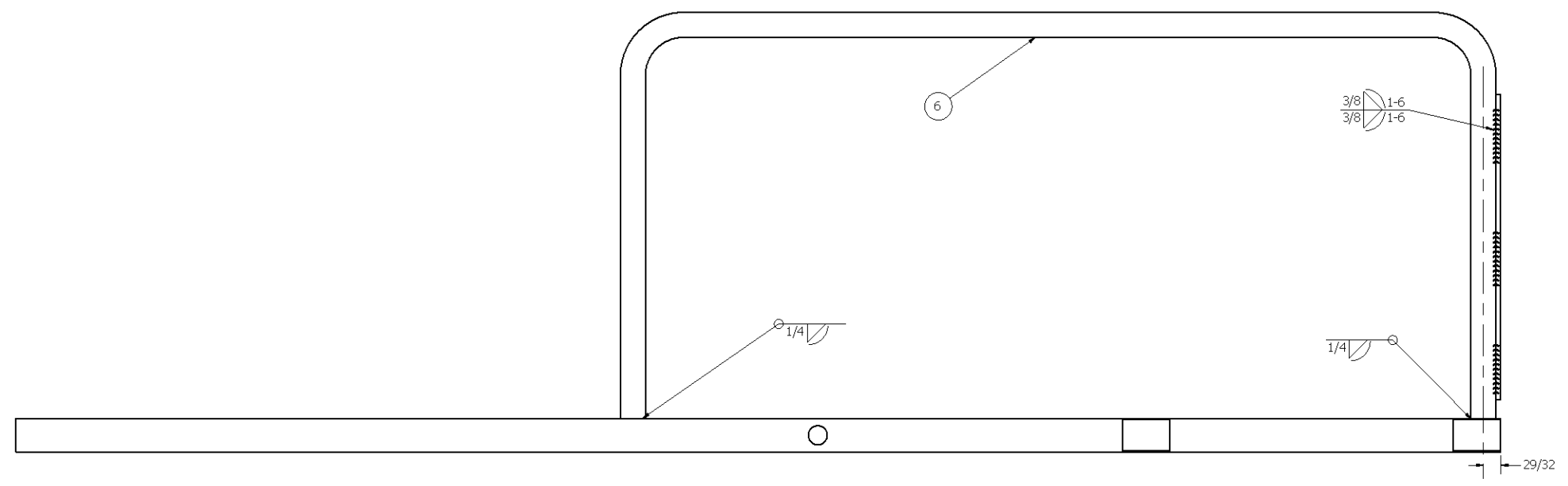
DRAWN narosenberg	5/14/2008	FIRST 200 Bedford Street, Manchester, NH 03101 (603) 666-3906 -- FAX (603) 666-3907	
CHECKED dfoster	8/1/2008		
UNLESS OTHERWISE SPECIFIED		TITLE DRIVERS STATION SUPPORT	
TOLERANCES: (INCHES)		SIZE D	REV 1
FRAC.	+/- 1/32	DWG NO FE-00001	
.00	+/- .01	SCALE	
.000	+/- .005		
ANGULAR	+/- .25 Deg.		SHEET 2 OF 2

REVISION HISTORY			
REV	DESCRIPTION	DATE	APPROVED
1	Redraw	5/19/2008	narosenberg

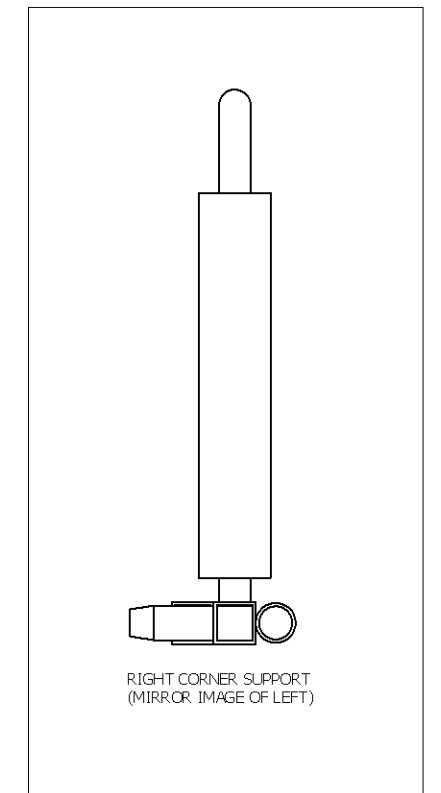
FE-00002 Corner Support Assy			
ITEM	QTY	PART NUMBER	DESCRIPTION
1	1	FE-00002-01	Connector Shaft A
2	1	FE-00002-02	Connector Shaft B
3	1	FE-00002-03	Connector Tube
5	1	FE-00002-05	Support Column for Corner
6	1	FE-00002-06	Support Rail
7	1	FE-00002-07	Stop Plate
9	2	FE-00002-09	Mounting coupler



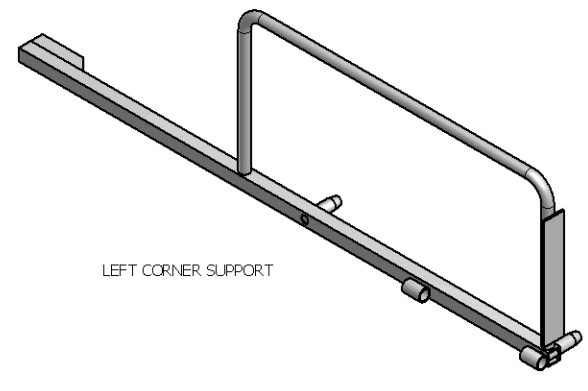
DETAIL A
SCALE 1/2



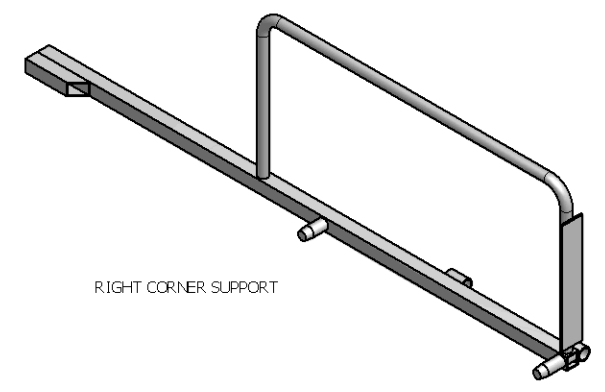
LEFT CORNER SUPPORT



RIGHT CORNER SUPPORT
(MIRROR IMAGE OF LEFT)



LEFT CORNER SUPPORT

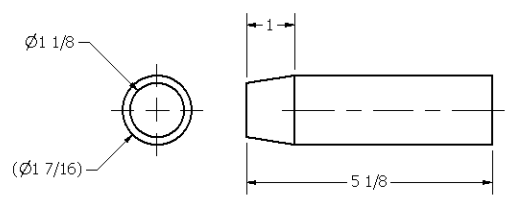


RIGHT CORNER SUPPORT

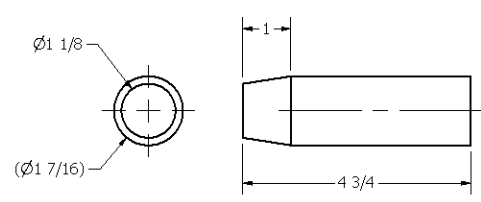
- Notes:
1. Left corner support shown, right is same components, mirror image assy
 2. Remove all sharp edges

DRAWN narosenberg	5/19/2008	FIRST 200 Bedford Street, Manchester, NH 03101 (603) 666-3906 -- FAX (603) 666-3907
CHECKED dfoster	8/12/2008	
UNLESS OTHERWISE SPECIFIED		TITLE Corner Supports, Left and Right
FRAC.	+/- 1/32	SIZE DWG NO
.00	+/- .01	D FE-00002
.000	+/- .005	REV 1
ANGULAR	+/- .25 Deg.	SCALE
		SHEET 1 OF 2

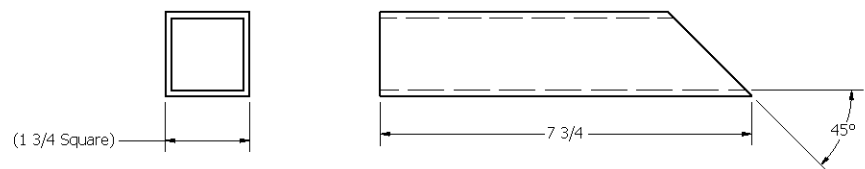
RESOURCES				
RESOURCE	QTY.	DESCRIPTION	LENGTH	PART NO.
1		1 7/16" Dia. 6061 Aluminum Solid Rod		
2		1 3/4" x 1 3/4" x 1/8" 6061 Aluminum Tubing		
4		1" Schedule 40 Aluminum Tube		
5		3" x 1/4" 6061 Aluminum Bar		
6		1 1/4" Schedule 40 Aluminum Tube		



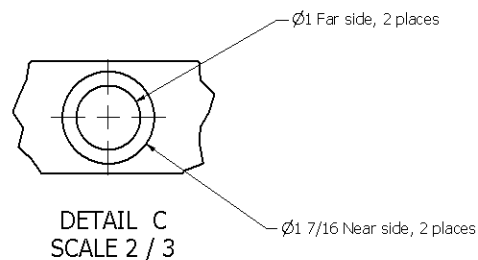
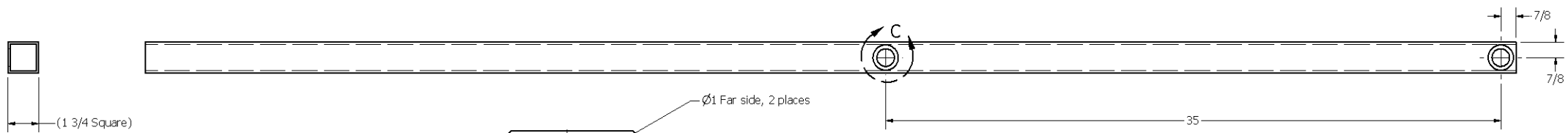
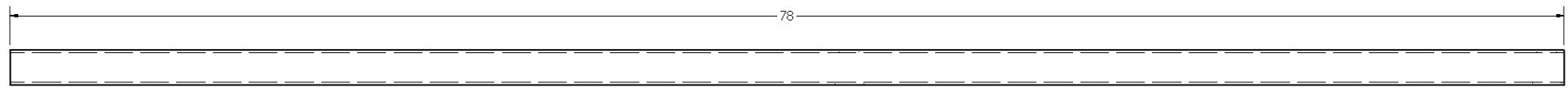
ITEM: 1, FE-00002-01 Connector Shaft A
RESOURCE: 1
SCALE: 1/2



ITEM: 1, FE-00002-02 Connector Shaft B
RESOURCE: 1
SCALE: 1/2

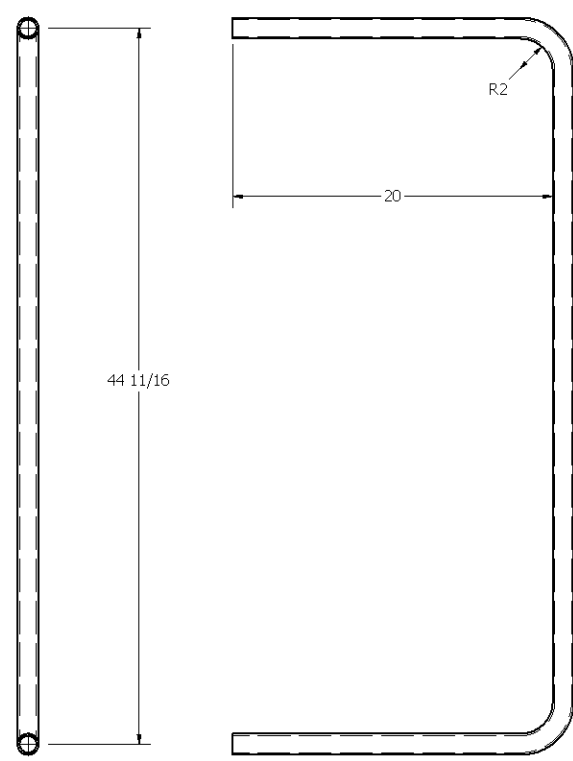


ITEM: 3, FE-00002-03 Connector Tube
RESOURCE: 2
SCALE: 1/2

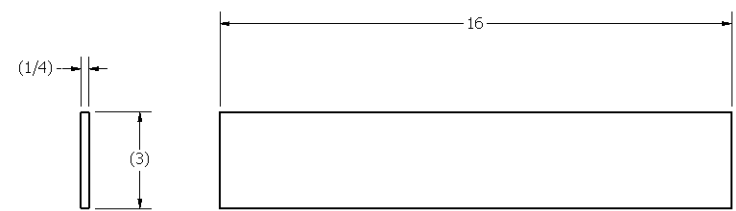


DETAIL C
SCALE 2 / 3

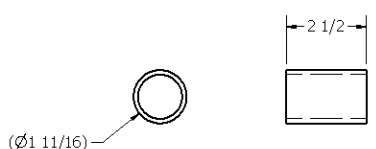
ITEM: 5, FE-00002-05 Support Column for Corner
RESOURCE: 2
SCALE: 1/4



ITEM: 6, FE-00002-06 Support Rail
RESOURCE: 4
SCALE: 1/6



ITEM: 7, FE-00002-07 Stop Plate
RESOURCE: 5
SCALE: 1/3



ITEM: 9, FE-00002-09 Mounting Coupler
RESOURCE: 6
SCALE: 1/3

DRAWN narosenberg	5/19/2008	FIRST 200 Bedford Street, Manchester, NH 03101 (603) 666-3906 -- FAX (603) 666-3907
CHECKED dfoster	8/12/2008	
UNLESS OTHERWISE SPECIFIED		TITLE Corner Supports, Left and Right
FRAC.	+/- 1/32	SIZE DWG NO D FE-00002
.00	+/- .01	REV 1
.000	+/- .005	SCALE
ANGULAR	+/- .25 Deg.	SHEET 2 OF 2

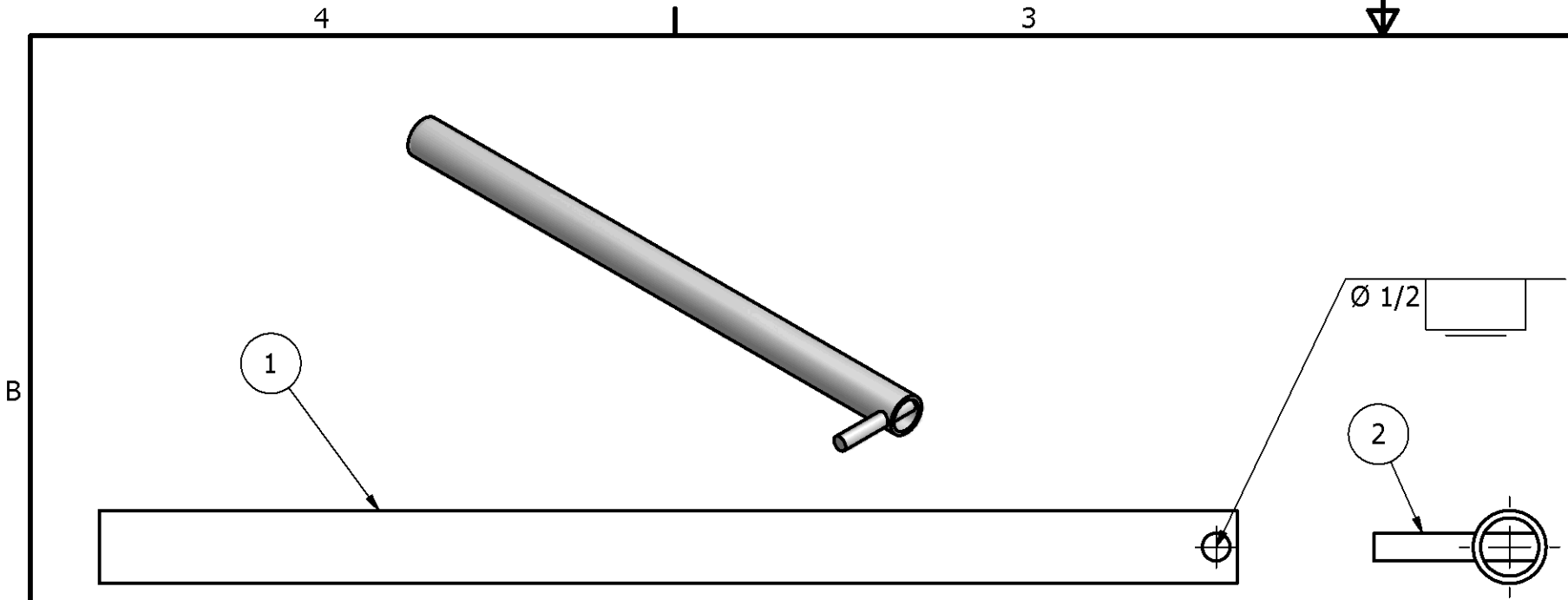
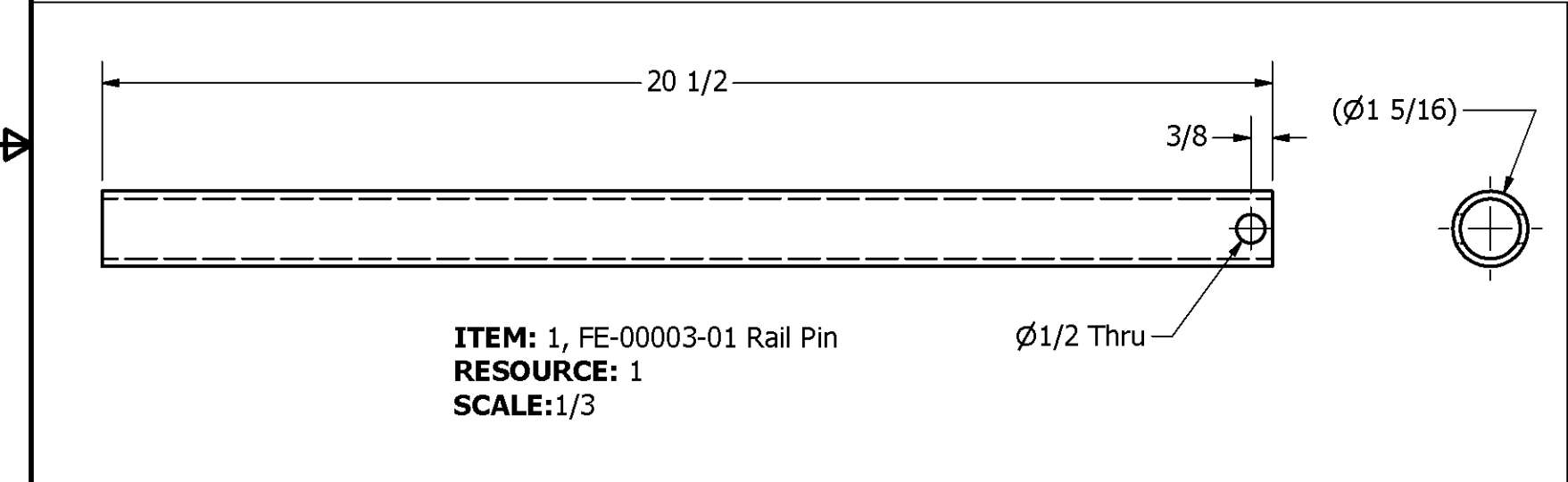


Table			
REV	DESCRIPTION	DATE	APPROVED
1	Redraw	5/20/2008	narosenberg

FE-00003 Rail Pin Assy Parts List			
ITEM	QTY	PART NUMBER	DESCRIPTION
1	1	FE-00003-01	Rail Pin
2	1	FE-00003-02	Pull Rod

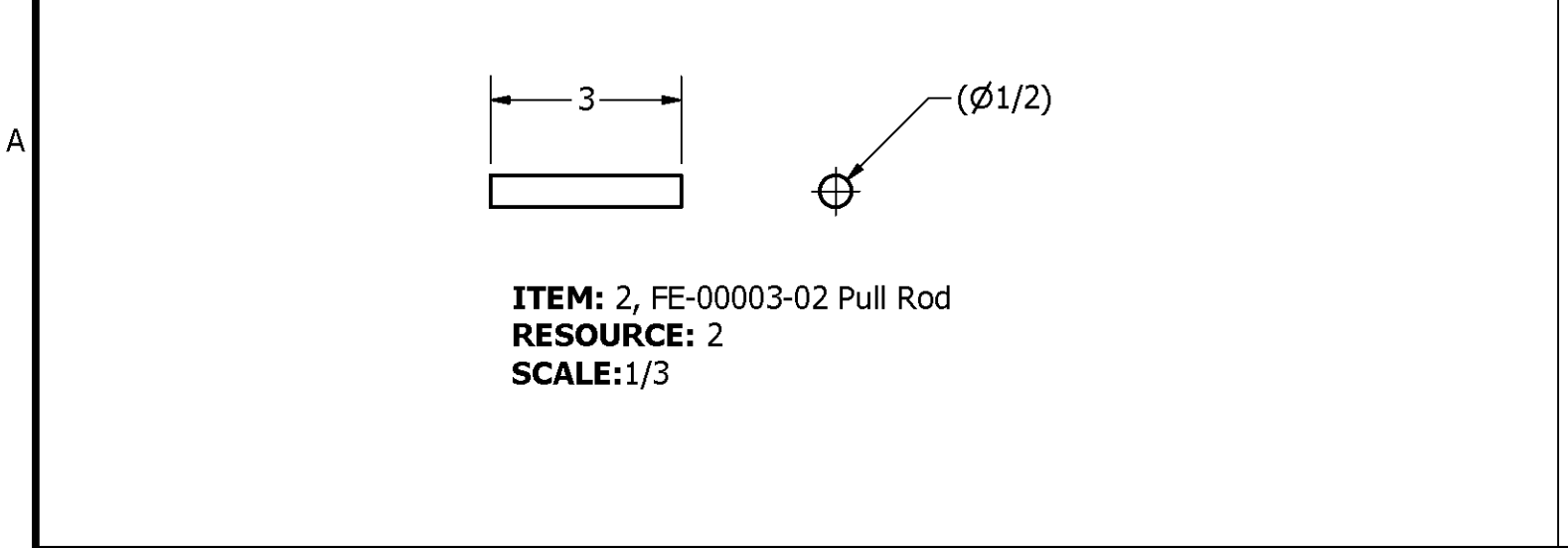
RESOURCES				
RESOURCE	QTY.	DESCRIPTION	LENGTH	PART NO.
1		1" Schedule 40 6061 Aluminum Tube		
2		1/2" 6061 Aluminum Rod		



ITEM: 1, FE-00003-01 Rail Pin
RESOURCE: 1
SCALE:1/3

Ø1/2 Thru

Notes:
 1. Remove all sharp edges



ITEM: 2, FE-00003-02 Pull Rod
RESOURCE: 2
SCALE:1/3

DRAWN narosenberg	5/20/2008
CHECKED dfoster	7/31/2008
UNLESS OTHERWISE SPECIFIED	
TOLERANCES: (INCHES)	
FRAC.	+/- 1/32
.00	+/- .01
.000	+/- .005
ANGULAR	+/- .25 Deg.

FIRST
 200 Bedford Street, Manchester, NH 03101
 (603) 666-3906 -- FAX (603) 666-3907

TITLE
Rail Pin Assy

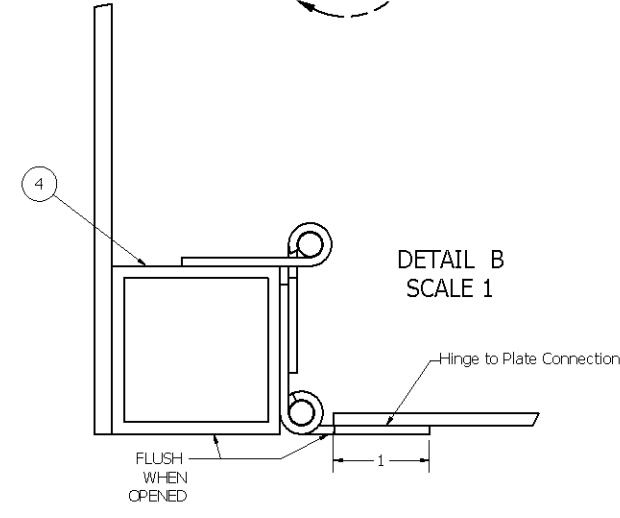
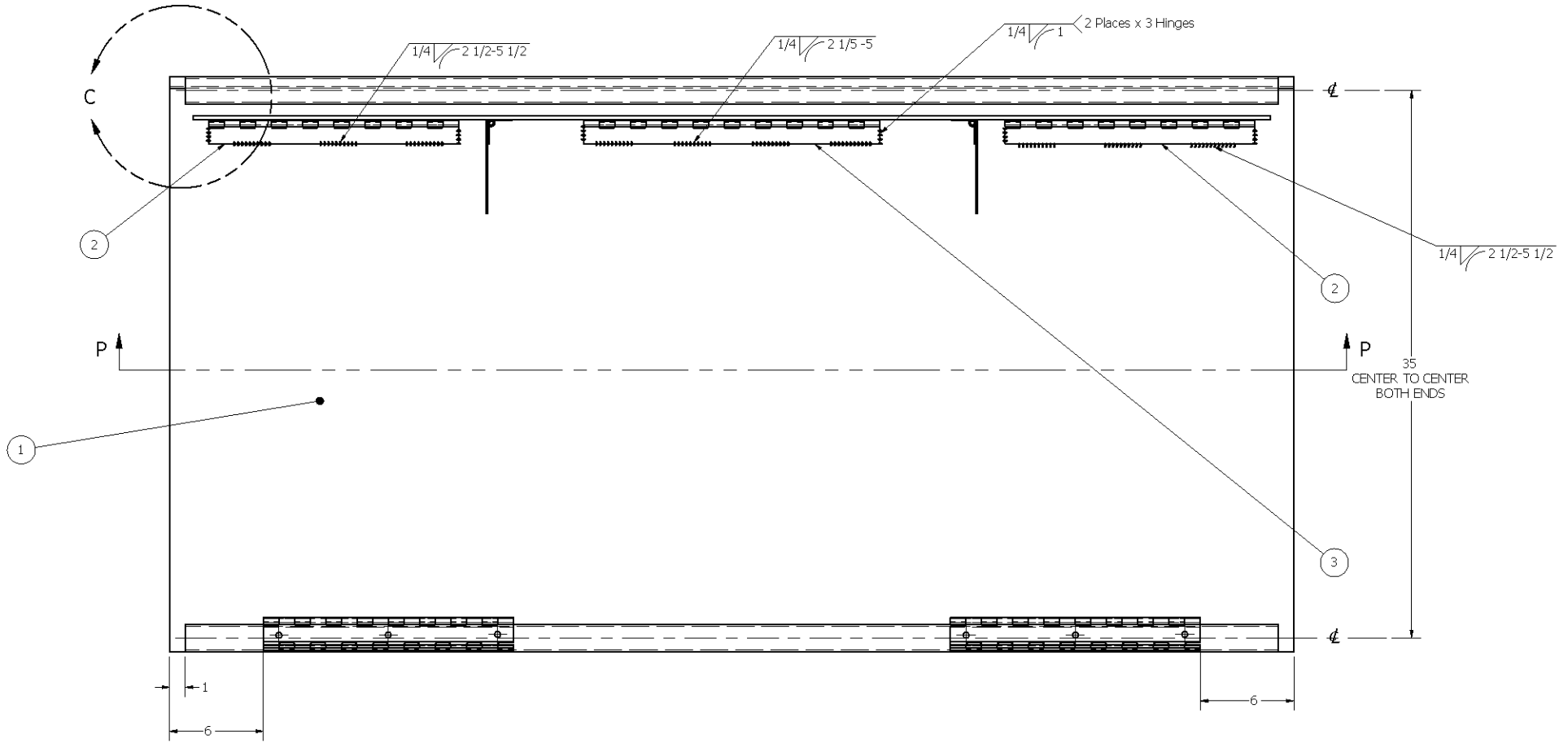
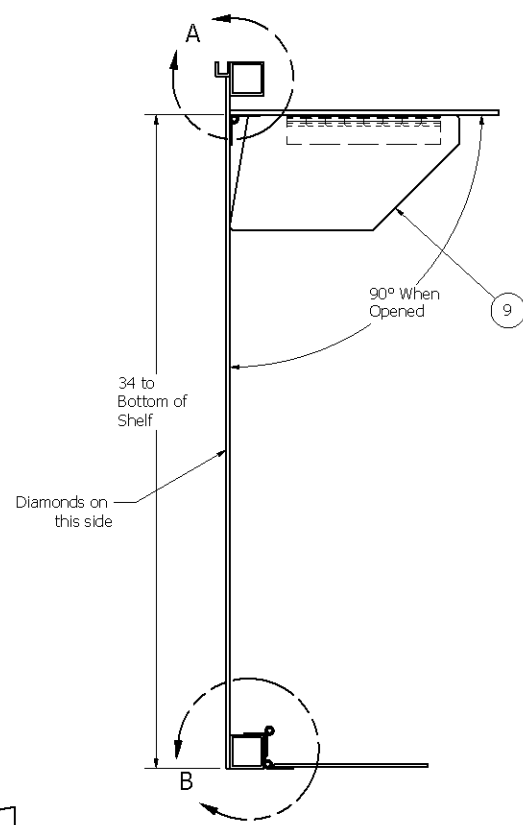
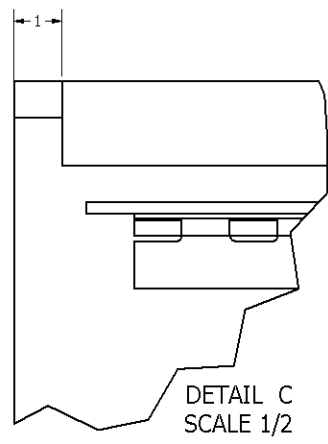
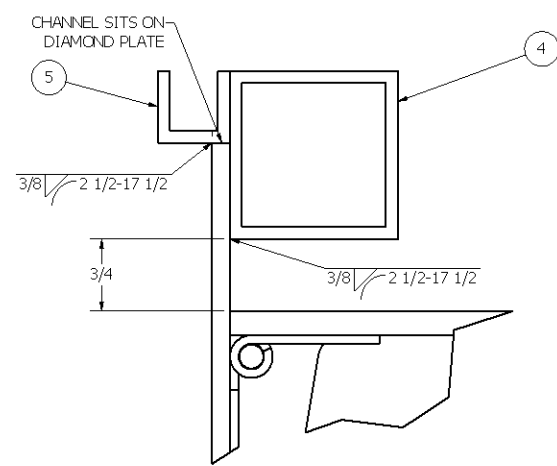
SIZE B	DWG NO FE-00003	REV
SCALE	SHEET 1 OF 1	

8 7 6 5 4 3 2 1

Revisions			
REV	DESCRIPTION	DATE	APPROVED
1	Redraw	5/20/2008	narosenberg

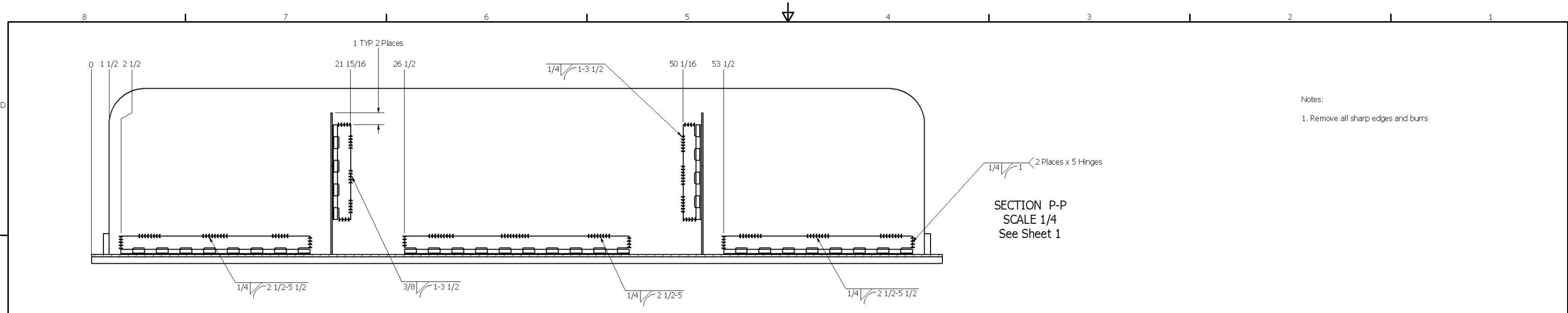
Parts List			
ITEM	QTY	PART NUMBER	DESCRIPTION
1	1	FE-00004-01	Panel, Diamond Plate
2	2	FE-00004-02	Hinge, End Shelf
3	1	FE-00004-03	Hinge, Middle Shelf
4	2	FE-00004-04	Support, Top and Bottom
5	1	FE-00004-05	Support, Window
6	1	FE-00004-06	Shelf
7	2	FE-00004-07	Hinge, Stop Plate
8	2	FE-00004-08	Hinge, Shelf Support
9	2	FE-00004-09	Plate, Shelf Support
10	2	FE-00004-10	Plate, Stop

Notes:
1. Remove all sharp edges and burrs

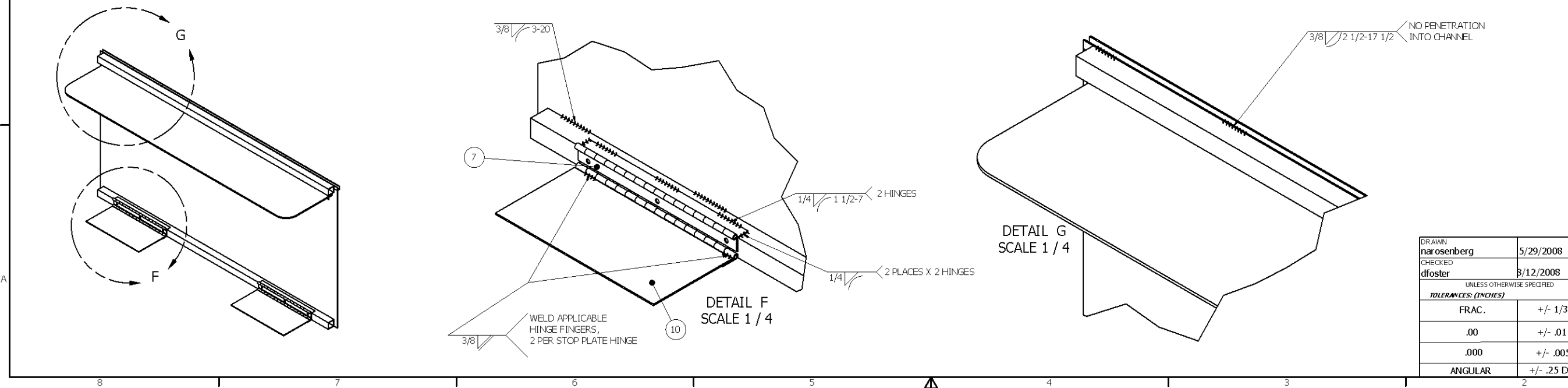
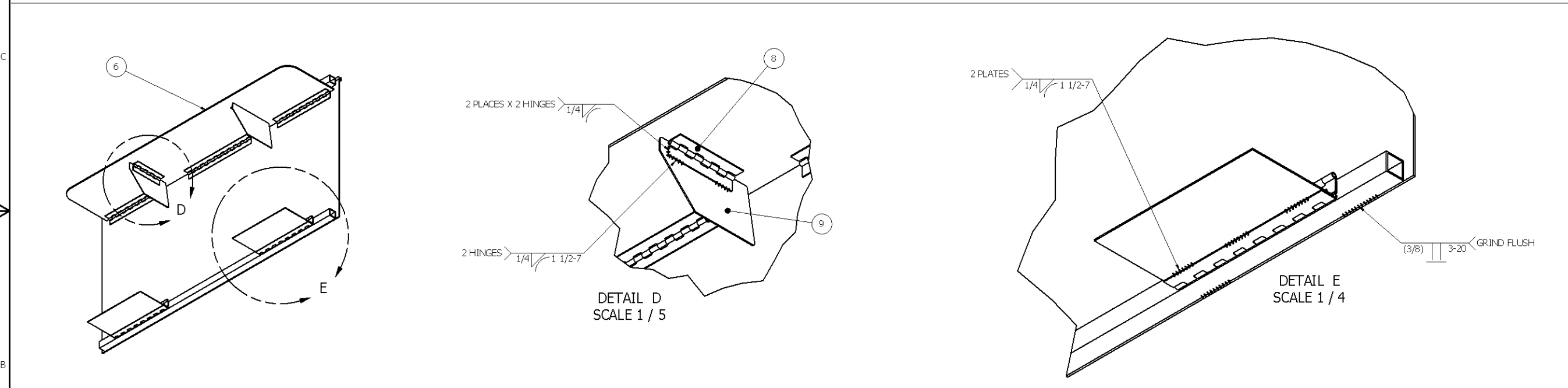


DRAWN narosenberg	5/29/2008	FIRST 200 Bedford Street, Manchester, NH 03101 (603) 666-3906 -- FAX (603) 666-3907
CHECKED dfoster	8/12/2008	
UNLESS OTHERWISE SPECIFIED		TITLE
FRAC.	+/- 1/32	End Panel
.00	+/- .01	SIZE DWG NO
.000	+/- .005	D FE-00004
ANGULAR	+/- .25 Deg.	SCALE
		SHEET 1 OF 3

8 7 6 5 4 3 2 1



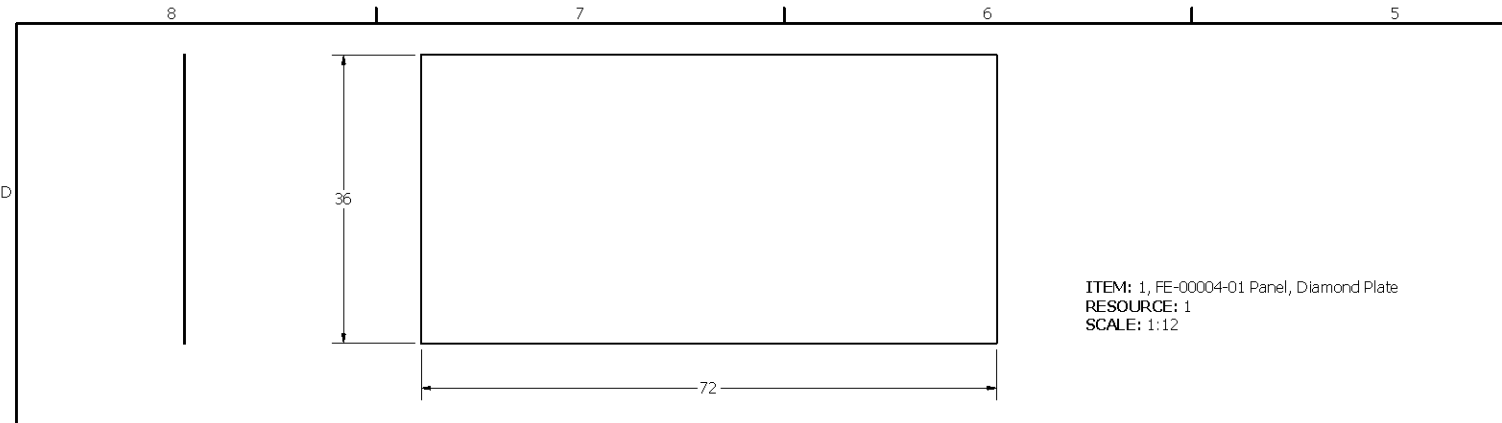
Notes:
1. Remove all sharp edges and burrs



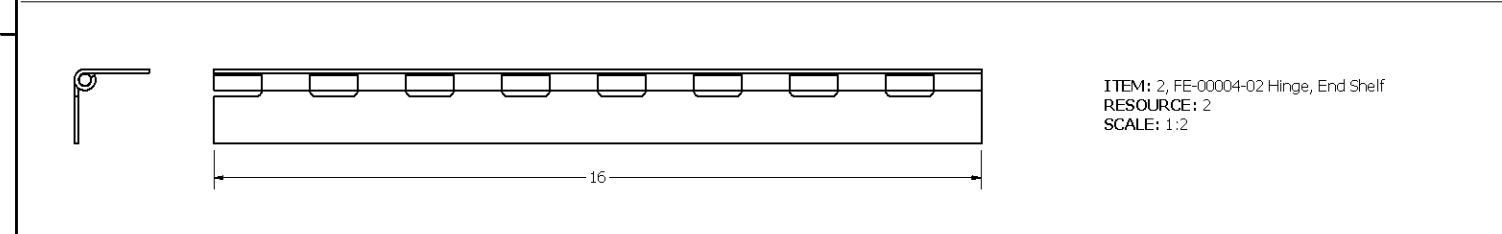
DRAWN narosenberg	5/29/2008	FIRST 200 Bedford Street, Manchester, NH 03101 (603) 666-3906 -- FAX (603) 666-3907	
CHECKED dfoster	8/12/2008		
UNLESS OTHERWISE SPECIFIED		TITLE End Panel	
TOLERANCES: (INCHES)		SIZE D	DWG NO FE-00004
FRAC.	+/- 1/32	REV 1	
.00	+/- .01		
.000	+/- .005		
ANGULAR	+/- .25 Deg.	SCALE	SHEET 2 OF 3

RESOURCE	QTY.	DESCRIPTION	LENGTH	PART NO.
1		3/16 Aluminum Diamond Plate		
2		Hinge, Aluminum 3" x .09", 1/4" Pin		
3		1 3/4" x 1 3/4" x 1/8" Square 6061 Aluminum Tubing		
4		3/4" x 3/4" x 1/8" 6061 Aluminum 'U' Channel		
5		1/4" 6061 Aluminum Plate		
6		1/8" 6061 Aluminum Plate		

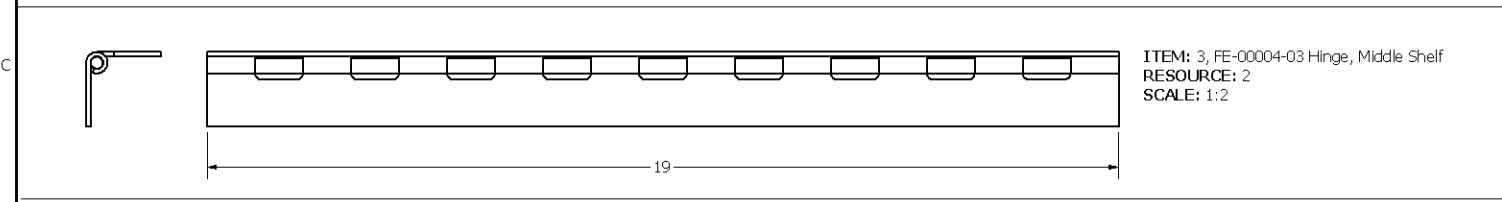
Notes:
1. Remove all sharp edges and burrs



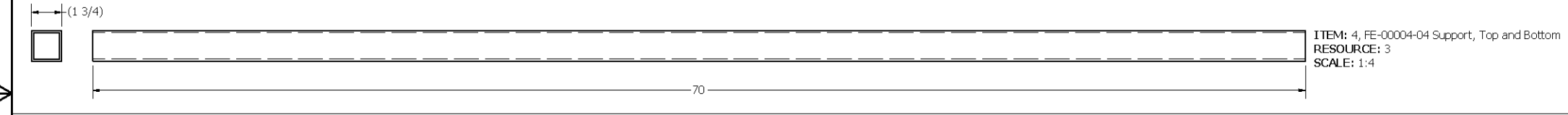
ITEM: 1, FE-00004-01 Panel, Diamond Plate
RESOURCE: 1
SCALE: 1:12



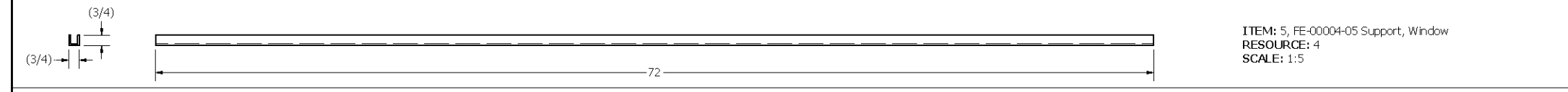
ITEM: 2, FE-00004-02 Hinge, End Shelf
RESOURCE: 2
SCALE: 1:2



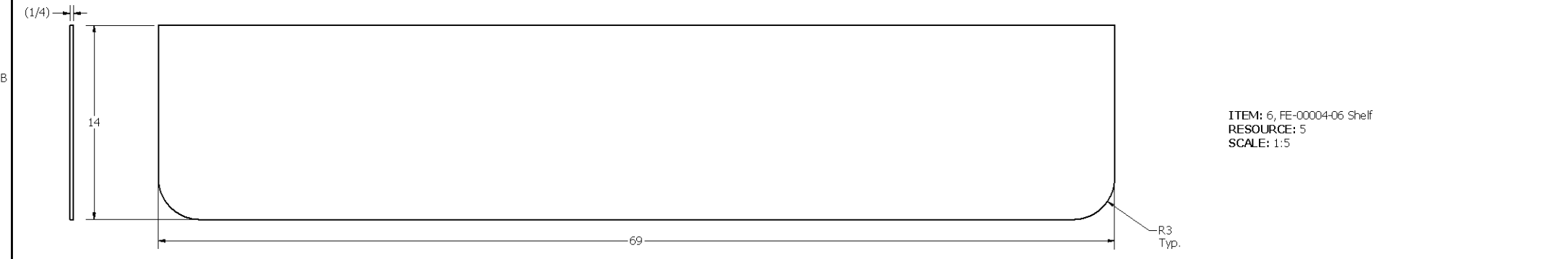
ITEM: 3, FE-00004-03 Hinge, Middle Shelf
RESOURCE: 2
SCALE: 1:2



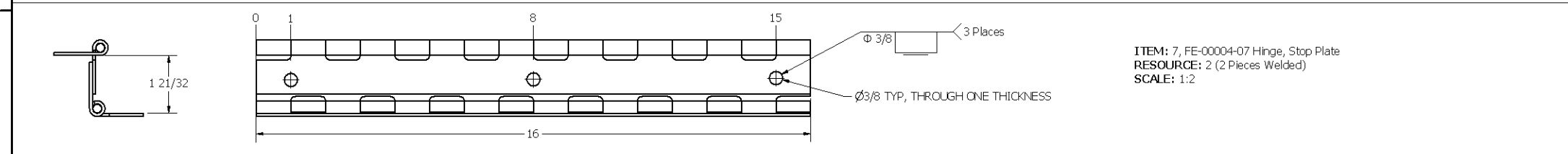
ITEM: 4, FE-00004-04 Support, Top and Bottom
RESOURCE: 3
SCALE: 1:4



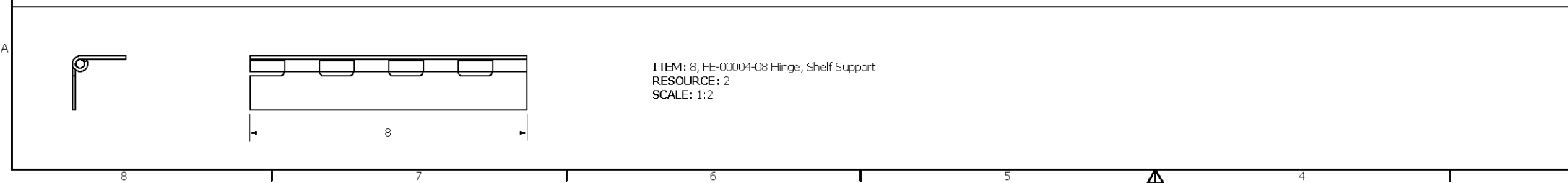
ITEM: 5, FE-00004-05 Support, Window
RESOURCE: 4
SCALE: 1:5



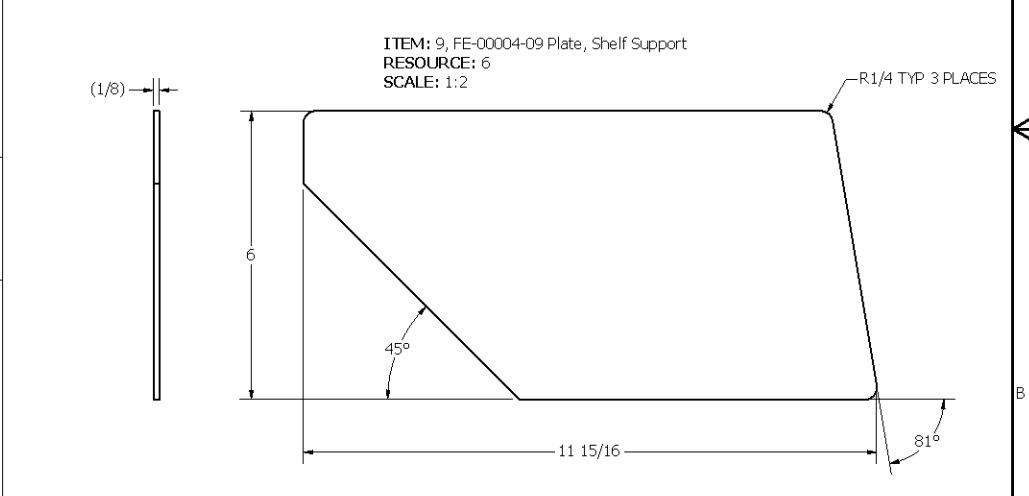
ITEM: 6, FE-00004-06 Shelf
RESOURCE: 5
SCALE: 1:5



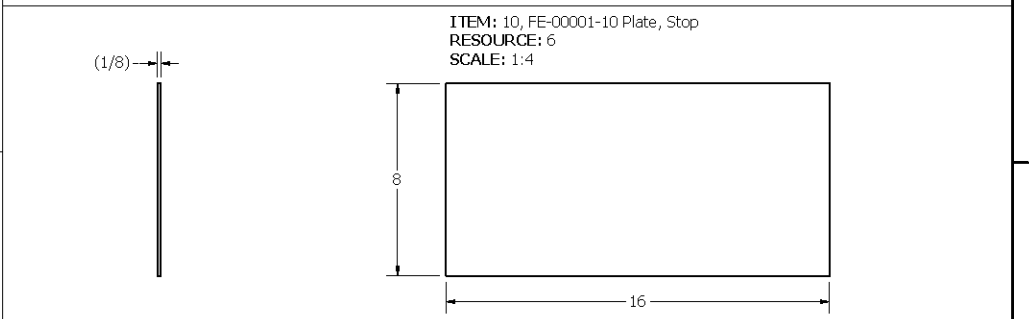
ITEM: 7, FE-00004-07 Hinge, Stop Plate
RESOURCE: 2 (2 Pieces Welded)
SCALE: 1:2



ITEM: 8, FE-00004-08 Hinge, Shelf Support
RESOURCE: 2
SCALE: 1:2



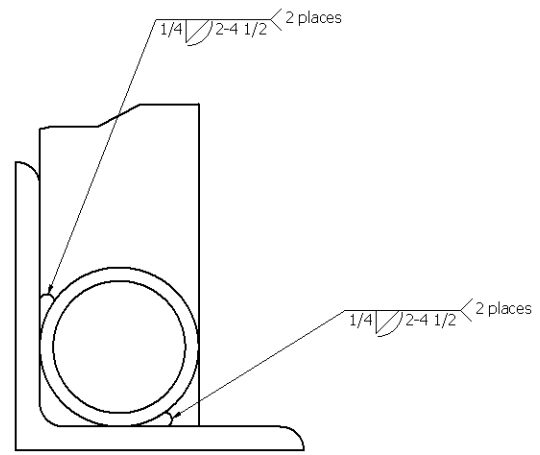
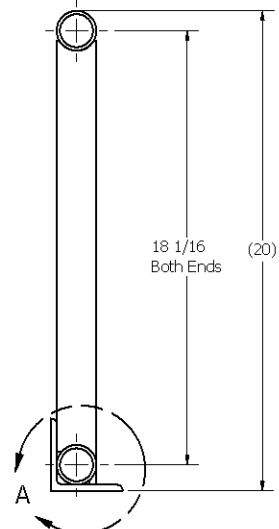
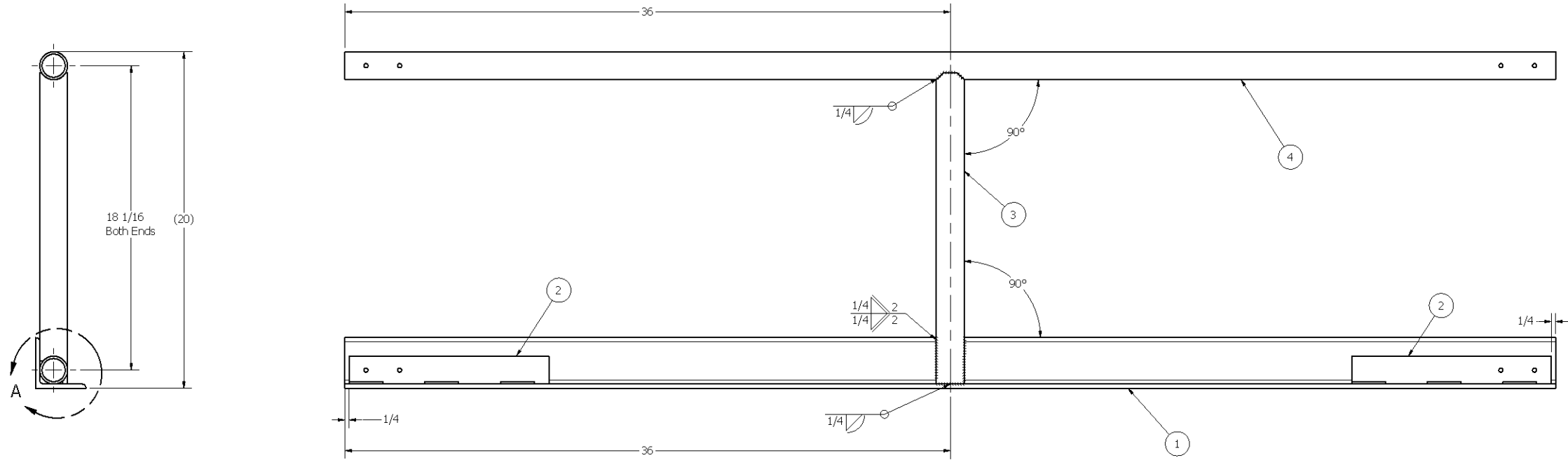
ITEM: 9, FE-00004-09 Plate, Shelf Support
RESOURCE: 6
SCALE: 1:2



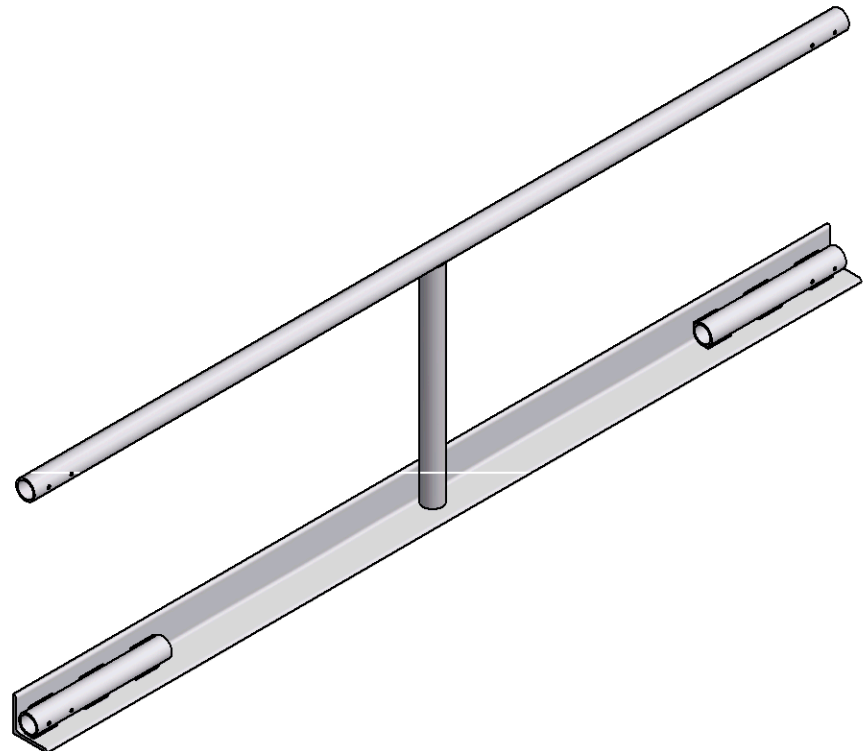
ITEM: 10, FE-00001-10 Plate, Stop
RESOURCE: 6
SCALE: 1:4

DRAWN narosenberg	5/29/2008	FIRST 200 Bedford Street, Manchester, NH 03101 (603) 666-3906 -- FAX (603) 666-3907	
CHECKED dfoster	8/12/2008		
UNLESS OTHERWISE SPECIFIED		TITLE End Panel	
TOLERANCES: (INCHES)		SIZE	DWG NO
FRAC.	+/- 1/32	D	FE-00004
.00	+/- .01	SCALE	REV 1
.000	+/- .005		
ANGULAR	+/- .25 Deg.	SHEET 3 OF 3	

REVISION HISTORY				
ZONE	REV	DESCRIPTION	DATE	APPROVED
	1	Redrawn	5/28/2008	narosenberg



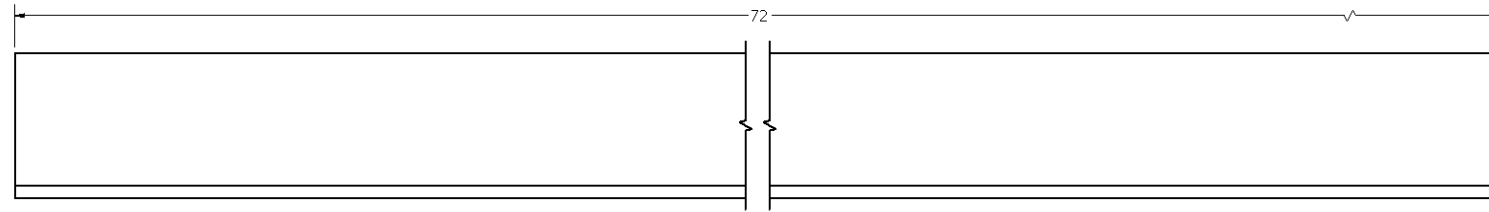
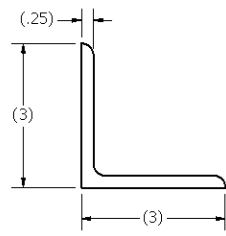
DETAIL A
SCALE 1 : 1



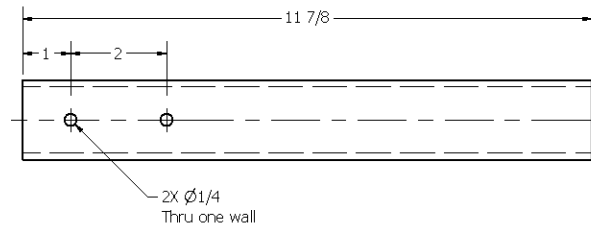
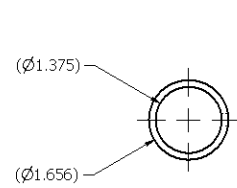
RESOURCES		
RESOURCE	QTY.	DESCRIPTION
1	6'	3" X 3" X 1/4" 6061-T6 ALUMINUM ANGLE
2	10'	1 1/4" SCHEDULE 40 6061-T6 ALUMINUM PIPE

Parts List			
ITEM	QTY	PART NUMBER	DESCRIPTION
1	1	FE-00005-01	Bottom Rail
2	2	FE-00005-02	Connecting Tube
3	1	FE-00005-03	Vertical Support
4	1	FE-00005-04	Top Rail

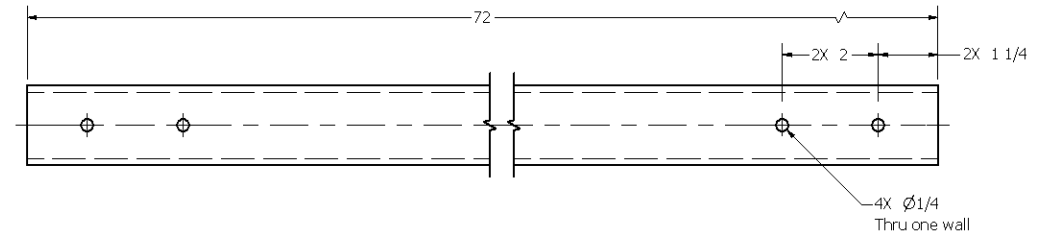
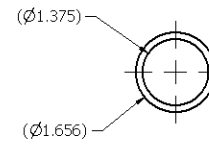
DRAWN dfoster	5/28/2008	FIRST 200 Bedford Street, Manchester, NH 03101 (603) 666-3906 -- FAX (603) 666-3907	
CHECKED			
UNLESS OTHERWISE SPECIFIED		TITLE	
TOLERANCES: (INCHES)		FIELD RAIL	
FRAC.	+/- 1/32	SIZE	DWG NO
.00	+/- .01	D	FE-00005
.000	+/- .005	SCALE	REV 1
ANGULAR	+/- .25 Deg.	SHEET 1 OF 2	



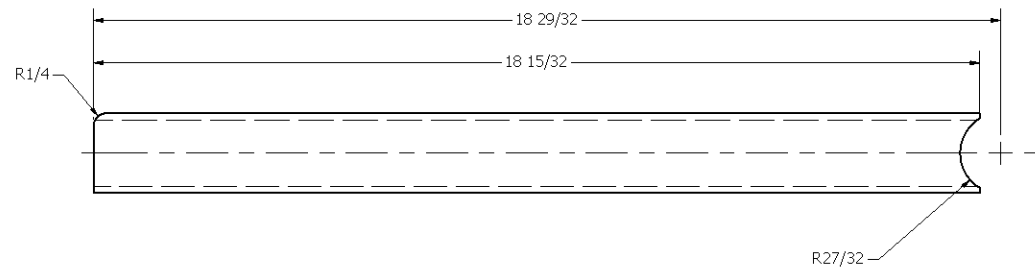
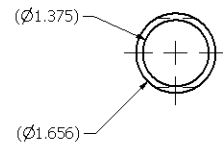
Item: FE-00005-0 Bottom Rail
Resource: 1
Scale: 1/2



Item: FE-00005-02 Connecting Tube
Resource: 2
Scale: 1/2

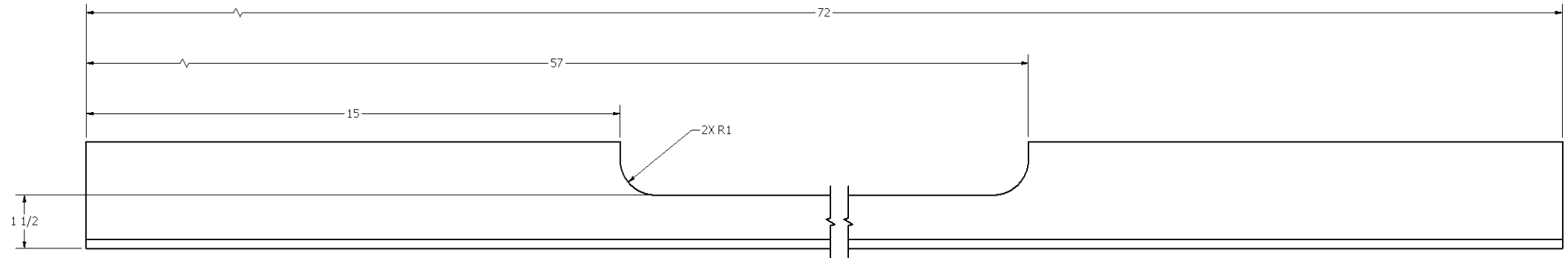
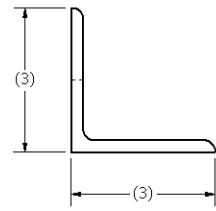


Item: FE-00005-04 Top Rail
Resource: 2
Scale: 1/2

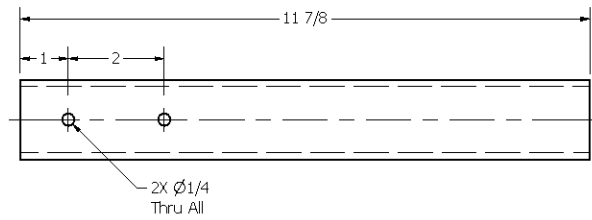
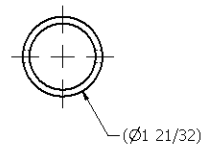


Item: FE-00005-03 Vertical Support
Resource: 2
Scale: 1/2

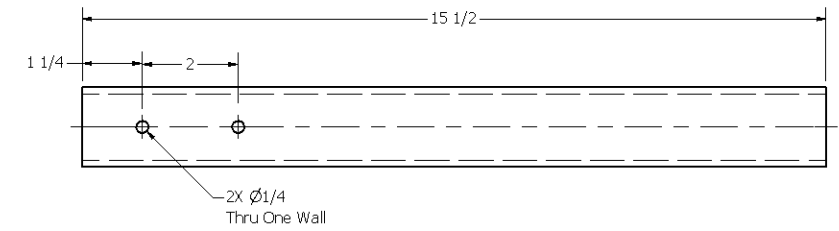
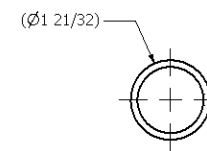
DRAWN dfoster	5/28/2008	FIRST 200 Bedford Street, Manchester, NH 03101 (603) 666-3906 -- FAX (603) 666-3907	
CHECKED			
UNLESS OTHERWISE SPECIFIED		TITLE	
TOLERANCES: (INCHES)		FIELD RAIL	
FRAC.	+/- 1/32	SIZE	DWG NO
.00	+/- .01	D	FE-00005
.000	+/- .005	SCALE	REV
ANGULAR	+/- .25 Deg.		1
		SHEET 2 OF 2	



Item: 1, FE-00006-01 Bottom Rail
 Resource: 1
 Scale: 1/2

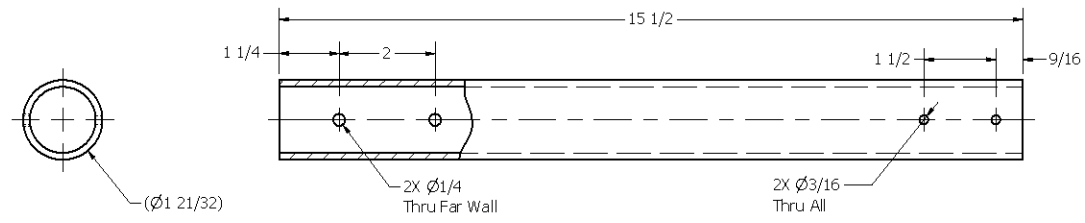


Item: 2, FE-00006-02 Connecting Tube
 Resource: 2
 Scale: 1/2

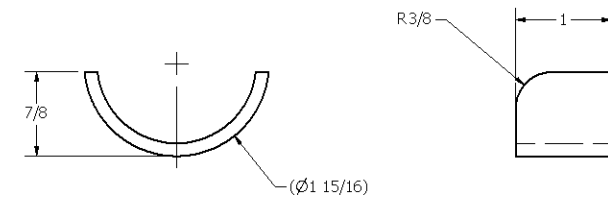


Item: 3, FE-00006-03 Upper Rail "A"
 Resource: 2
 Scale: 1/2

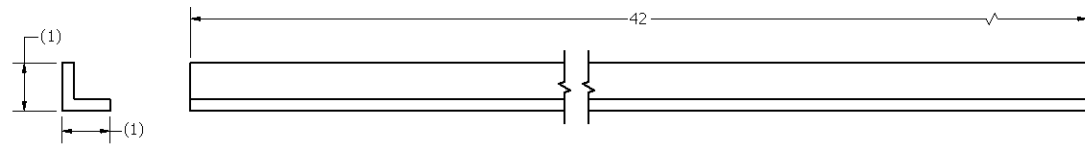
DRAWN dfoster	8/5/2008	FIRST 200 Bedford Street, Manchester, NH 03101 (603) 666-3906 -- FAX (603) 666-3907	
CHECKED narosenberg	8/13/2008		
UNLESS OTHERWISE SPECIFIED		TITLE	
TOLERANCES: (INCHES)		Field Gate - Weldment	
FRAC.	+/- 1/32	SIZE	DWG NO
.00	+/- .01	D	FE-00006
.000	+/- .005	SCALE	REV
ANGULAR	+/- .25 Deg.		1
		SHEET 2 OF 3	



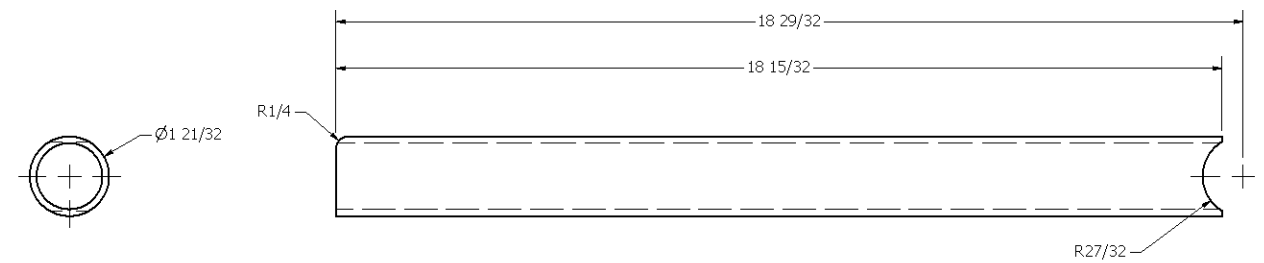
Item: 4, FE-00006-05 Upper Rail "B"
Resource: 2
Scale: 1/2



Item: 5, FE-00006-08 Gate Stop
Resource: 3
Scale: 1/1

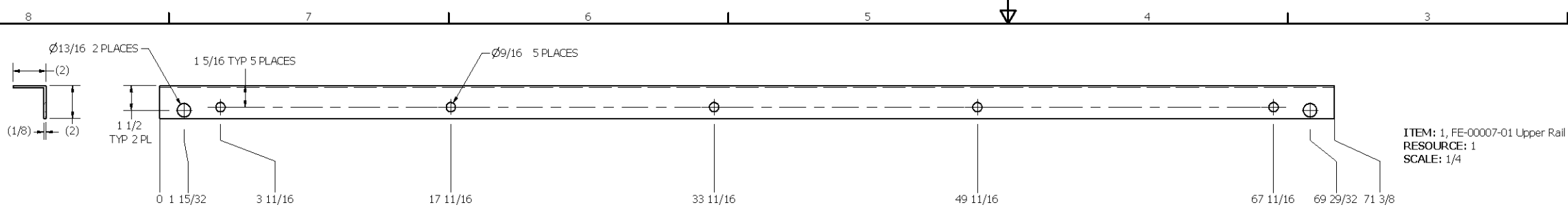


Item: 6, FE-00006-09 Ramp Stop
Resource: 4
Scale: 1/2

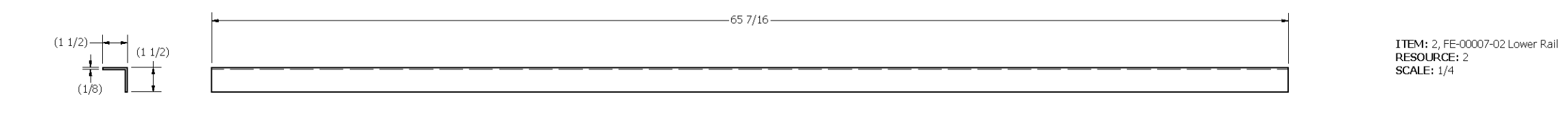


Item: 7, FE-00006-10 Vertical Support
Resource: 2
Scale: 1/2

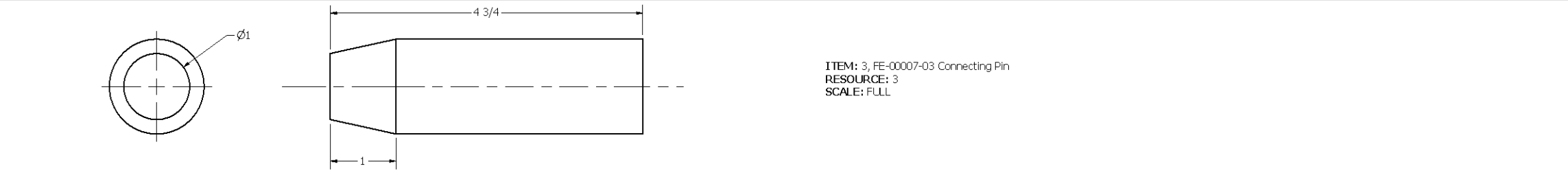
DRAWN dfoster	8/5/2008	FIRST 200 Bedford Street, Manchester, NH 03101 (603) 666-3906 -- FAX (603) 666-3907	
CHECKED narosenberg	8/13/2008		
UNLESS OTHERWISE SPECIFIED		TITLE	
TOLERANCES: (INCHES)		Field Gate - Weldment	
FRAC.	+/- 1/32	SIZE	DWG NO
.00	+/- .01	D	FE-00006
.000	+/- .005	SCALE	REV
ANGULAR	+/- .25 Deg.		1
		SHEET 3 OF 3	



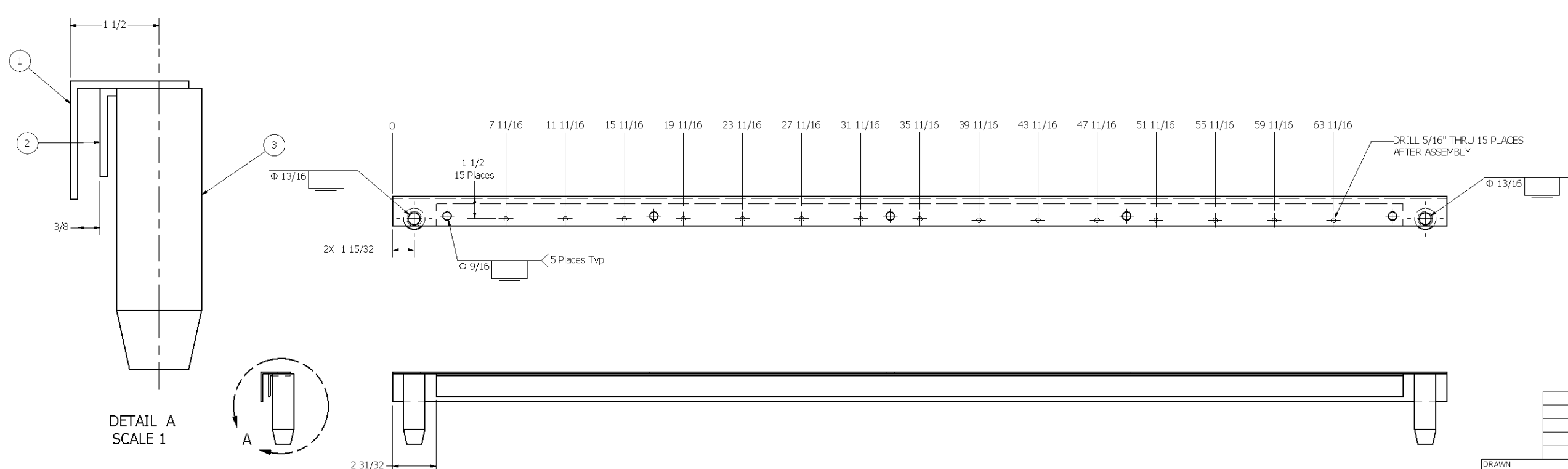
ITEM: 1, FE-00007-01 Upper Rail
 RESOURCE: 1
 SCALE: 1/4



ITEM: 2, FE-00007-02 Lower Rail
 RESOURCE: 2
 SCALE: 1/4



ITEM: 3, FE-00007-03 Connecting Pin
 RESOURCE: 3
 SCALE: FULL



DETAIL A
 SCALE 1

DRILL 5/16" THRU 15 PLACES
 AFTER ASSEMBLY

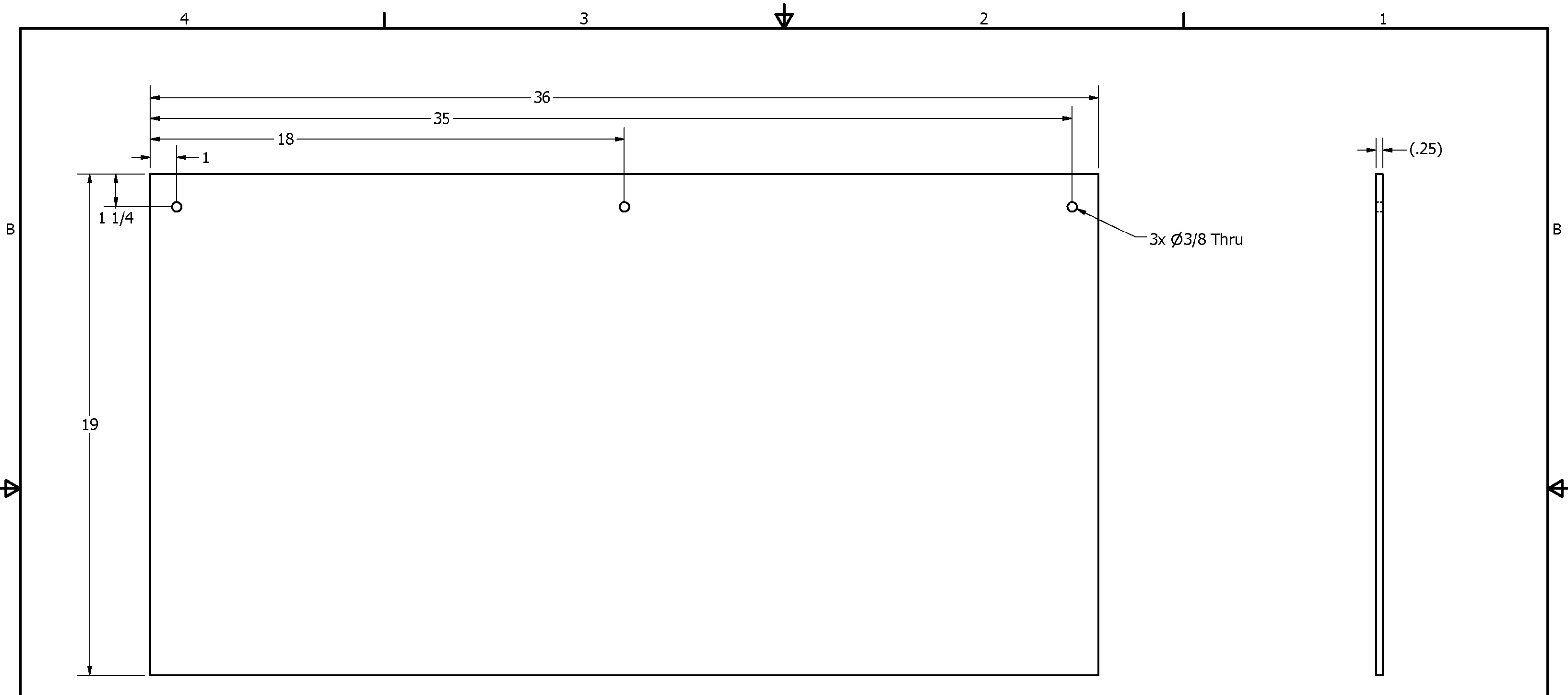
REVISION HISTORY				
ZONE	REV	DESCRIPTION	DATE	APPROVED
	1	Redrawn	5/27/2008	narosenberg

RESOURCES				
RESOURCE	QTY	DESCRIPTION	LENGTH	PART NO.
1		2" x 2" x 1/8" SQ CORNER 6063 ALUM ANGLE		
2		1 7/16" ALUM ROUND STOCK		
3		1 1/2 X 1 1/2 X 1/8" 6061 ALUM ANGLE		

FE-00007 Field Top Rail Parts List			
ITEM	QTY	PART NUMBER	DESCRIPTION
1	1	FE-00007-01	Upper Rail
2	1	FE-00007-02	Lower Rail
3	2	FE-00004-03	Connecting Pin

DRAWN narosenberg	5/27/2008	FIRST 200 Bedford Street, Manchester, NH 03101 (603) 666-3906 -- FAX (603) 666-3907	
CHECKED dfoster	3/4/2008		
UNLESS OTHERWISE SPECIFIED		TITLE	
TOLERANCES: (INCHES)		FIELD TOP RAIL	
FRAC.	+/- 1/32	SIZE	DWG NO
.00	+/- .01	D	FE-00007
.000	+/- .005	SCALE	REV
ANGULAR	+/- .25 Deg.		1

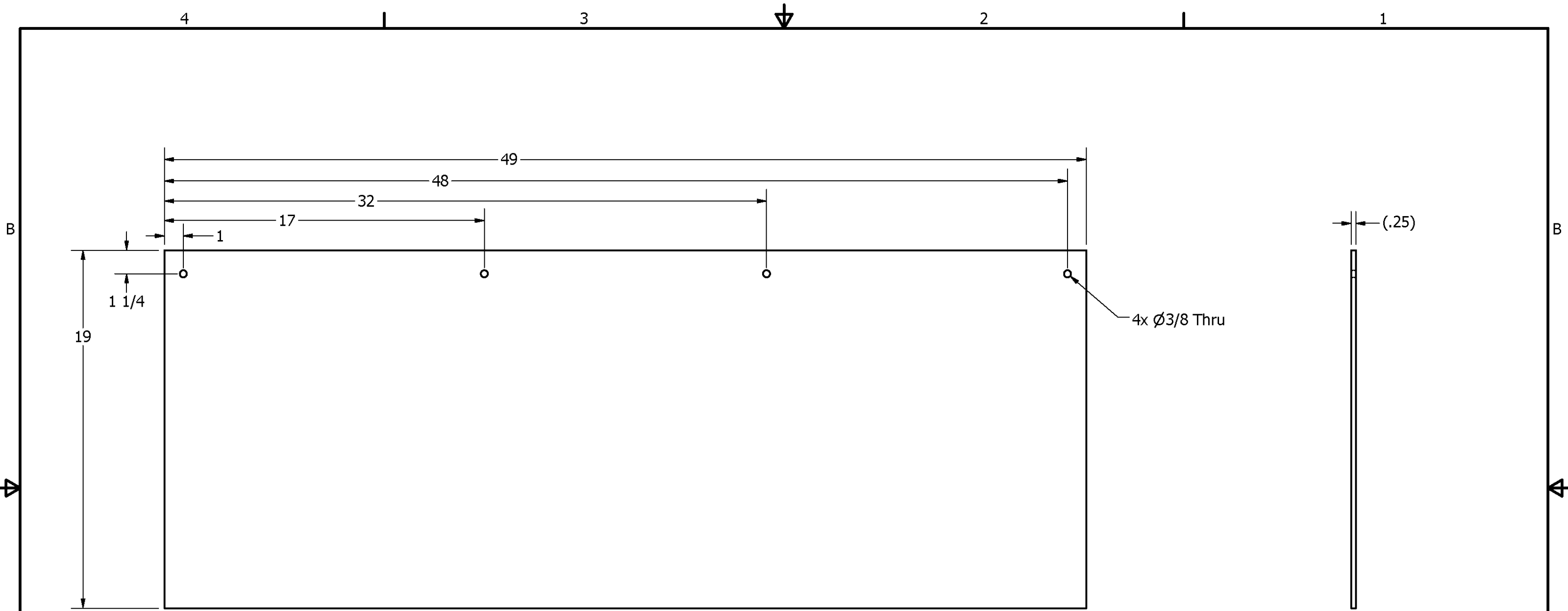
Notes:
 1. Remove all sharp edges and burrs



Notes:

1. Material: 1/4" Clear Polycarbonate
2. Please remove all sharp edges

DRAWN	mcyr	6/2/2008	FIRST 200 Bedford Street, Manchester, NH 03101 (603) 666-3906 -- FAX (603) 666-3907	
CHECKED				
UNLESS OTHERWISE SPECIFIED			TITLE Field Plastic "A"	
TOLERANCES: (INCHES)				
FRAC.		+/- 1/32		
.00		+/- .01		
.000		+/- .005	SIZE	DWG NO
ANGULAR		+/- .25 Deg.	B	FE-00008
			SCALE	REV
				SHEET 1 OF 1

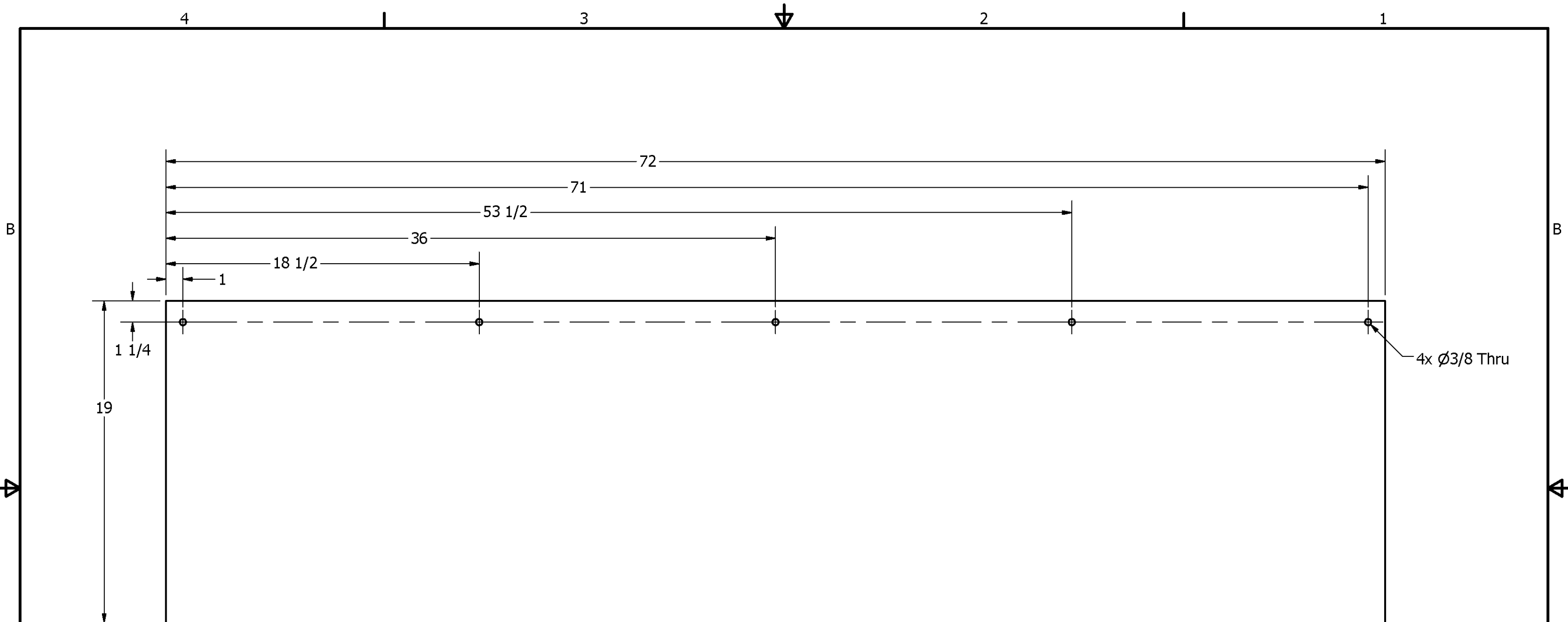


4x ϕ 3/8 Thru

(.25)

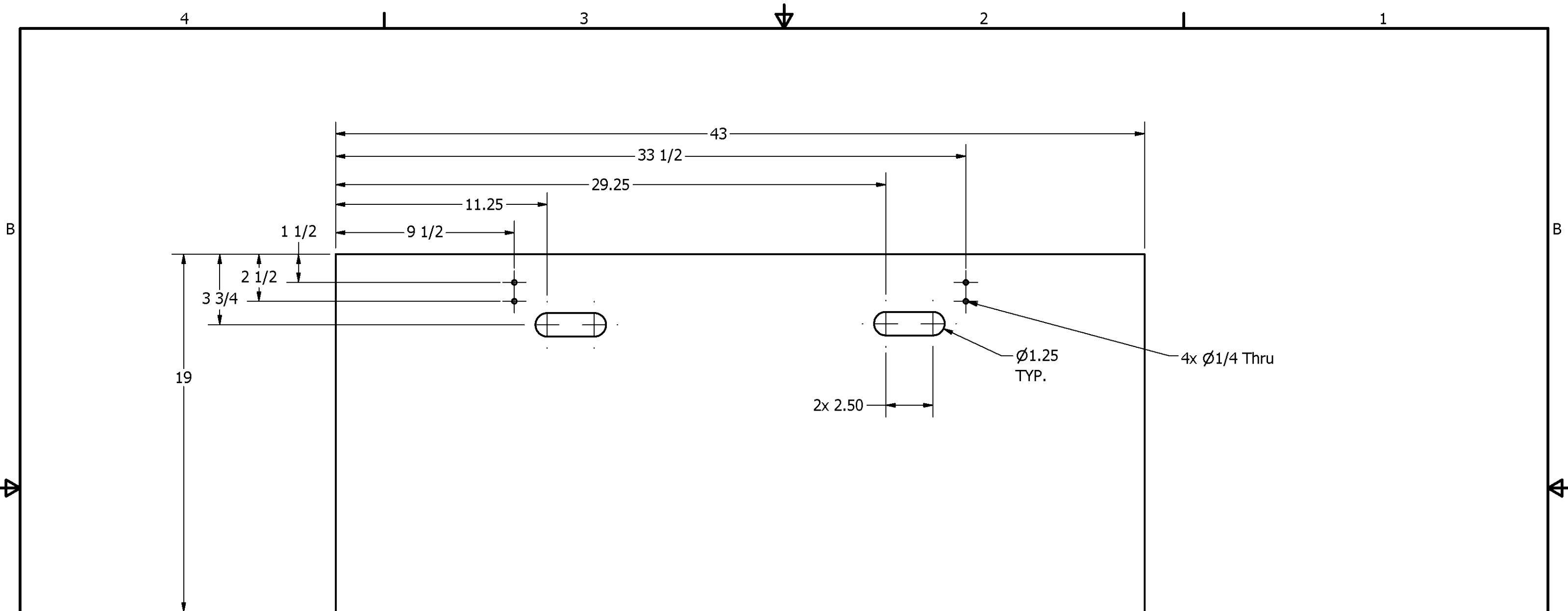
- Notes:
1. Material: 1/4" Clear Polycarbonate.
 2. Remove all sharp edges.

DRAWN	mcyr	6/2/2008	FIRST 200 Bedford Street, Manchester, NH 03101 (603) 666-3906 -- FAX (603) 666-3907	
CHECKED				
UNLESS OTHERWISE SPECIFIED			TITLE Field Plastic "B"	
TOLERANCES: (INCHES)				
FRAC.		+/- 1/32		
.00		+/- .01		
.000		+/- .005	SIZE	DWG NO
ANGULAR		+/- .25 Deg.	B	FE-00009
			SCALE	REV
				SHEET 1 OF 1



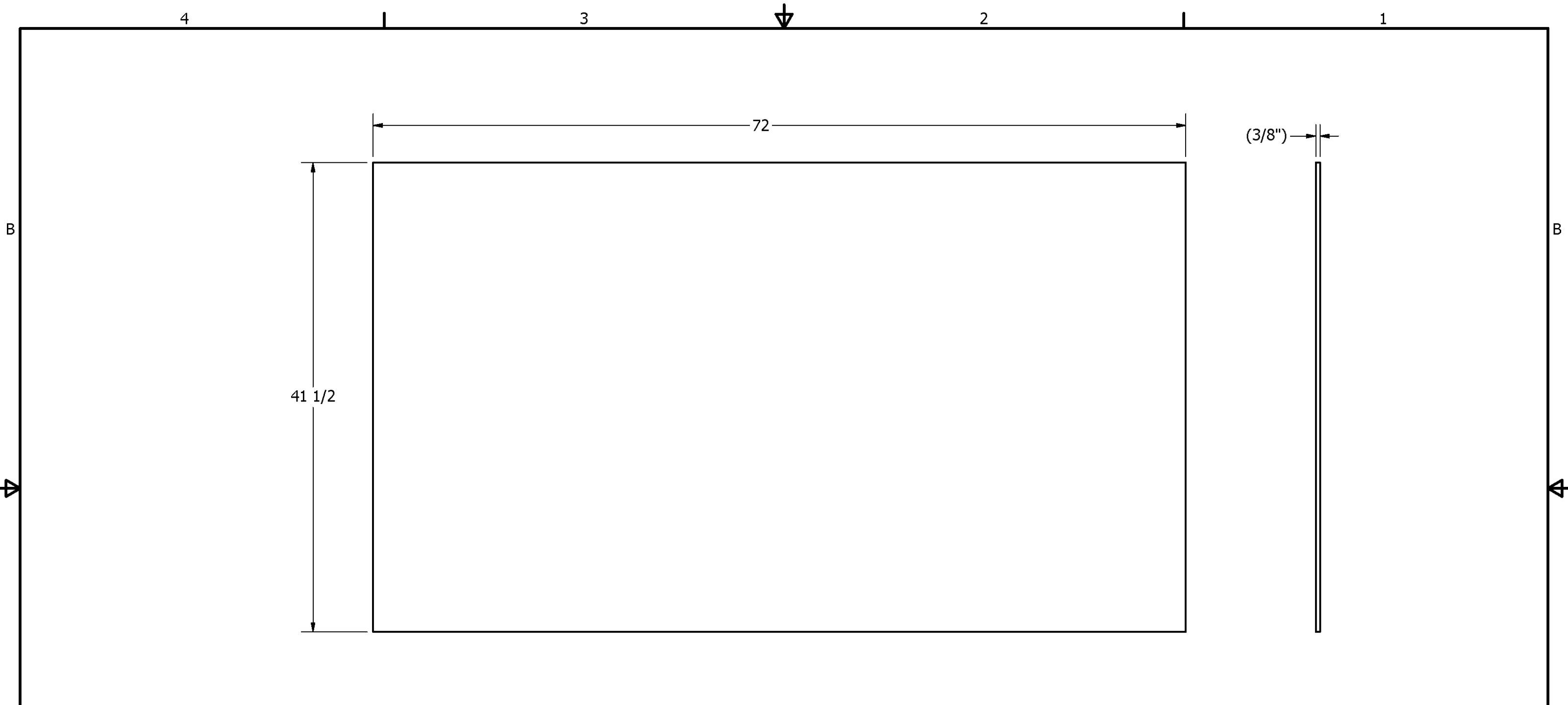
Material: 1/4" Thick Polycarbonate Sheet

DRAWN mcyr	6/2/2008	FIRST 200 Bedford Street, Manchester, NH 03101 (603) 666-3906 -- FAX (603) 666-3907		
CHECKED	1/2/2009			
UNLESS OTHERWISE SPECIFIED		TITLE Field Plastic "C"		
TOLERANCES: (INCHES)				
FRAC.	+/- 1/32			
.00	+/- .01			
.000	+/- .005	SIZE B	DWG NO FE-00010	REV
ANGULAR	+/- .25 Deg.	SCALE	SHEET 1 OF 1	



Material: 1/4" Thick Polycarbonate Sheet

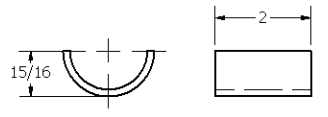
DRAWN mcyr		6/2/2008		FIRST 200 Bedford Street, Manchester, NH 03101 (603) 666-3906 -- FAX (603) 666-3907	
CHECKED		1/2/2009			
UNLESS OTHERWISE SPECIFIED				TITLE Field Plastic "G"	
TOLERANCES: (INCHES)					
FRAC.	+/- 1/32				
.00	+/- .01				
.000	+/- .005			SIZE B	DWG NO FE-00011
ANGULAR	+/- .25 Deg.			SCALE	SHEET 1 OF 1



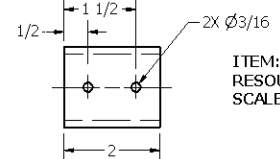
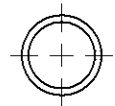
DRAWN mcyr		6/2/2008		FIRST 200 Bedford Street, Manchester, NH 03101 (603) 666-3906 -- FAX (603) 666-3907	
CHECKED dfoster		1/2/2009			
UNLESS OTHERWISE SPECIFIED				TITLE Drivers Station Acrylic	
TOLERANCES: (INCHES)					
FRAC.		+/- 1/32			
.00		+/- .01			
.000		+/- .005		SIZE B	DWG NO FE-00012
ANGULAR		+/- .25 Deg.		SCALE	SHEET 1 OF 1

Material: 3/8" Thick Acrylic Sheet

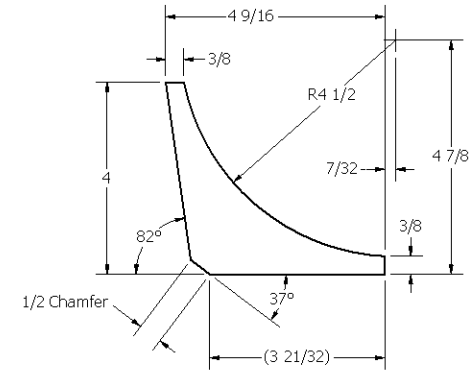
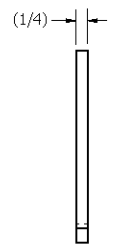
REVISIONS			
REV	DESCRIPTION	DATE	APPROVED
1	Redraw	5/20/2008	narosenberg



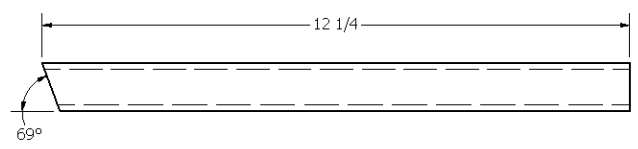
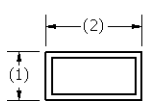
ITEM: 1, FE-00013-01 Rail Cradle
RESOURCE: 1
SCALE: 1/2



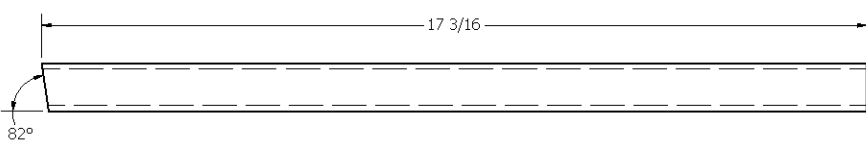
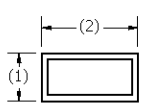
ITEM: 2, FE-00013-02 Bottom Coupling
RESOURCE: 2
SCALE: 1/2



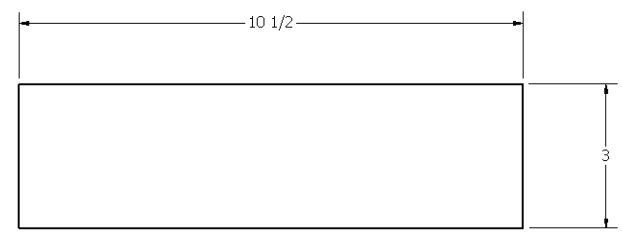
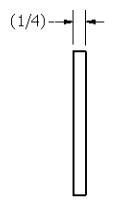
ITEM: 3, FE-00013-03 Gussett
RESOURCE: 3
SCALE: 1/2



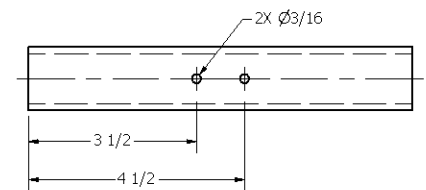
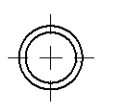
ITEM: 4, FE-00013-04 Mount
RESOURCE: 4
SCALE: 1/2



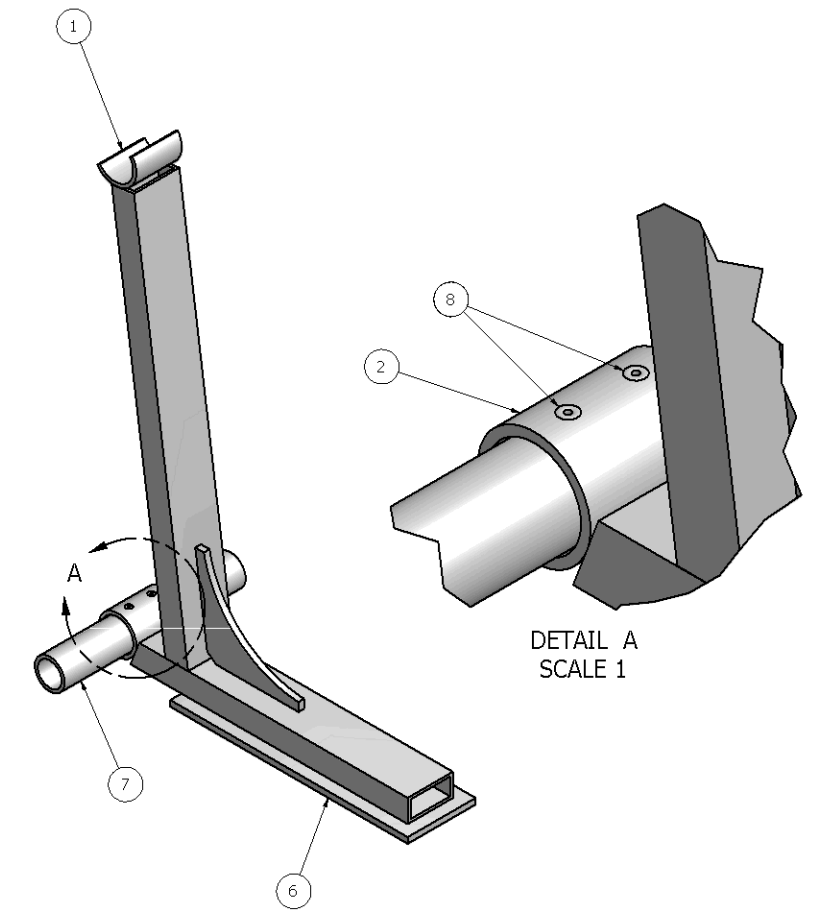
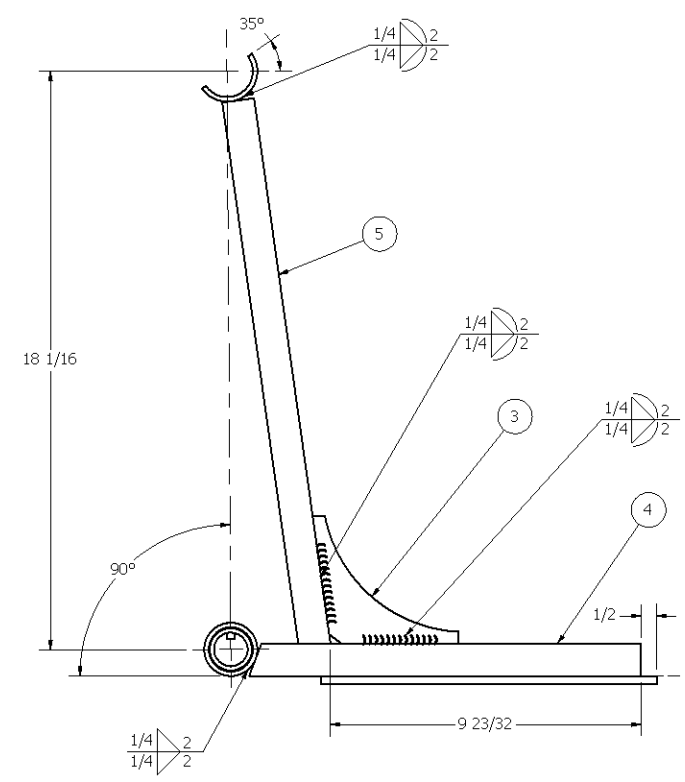
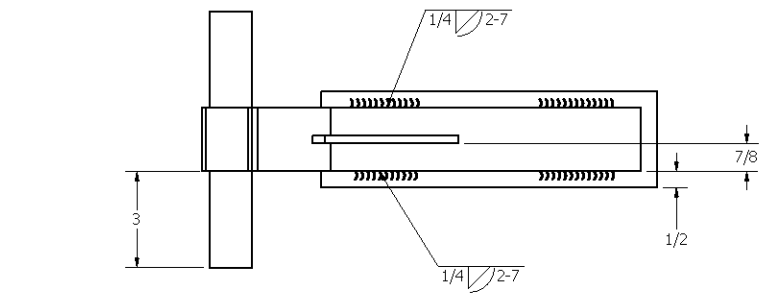
ITEM: 5, FE-00013-05 Support
RESOURCE: 4
SCALE: 1/2



ITEM: 6, FE-00013-06 Bottom Plate
RESOURCE: 5
SCALE: 1/2



ITEM: 7, FE-00013-07 Connecting Pin
RESOURCE: 5
SCALE: 1/2



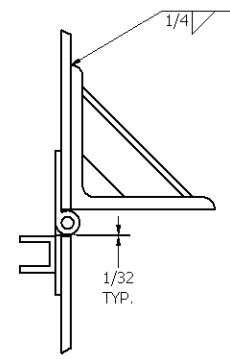
DETAIL A
SCALE 1

RESOURCE	QTY.	DESCRIPTION	LENGTH	PART NO.
1	1	1 1/2" Schedule 40 6061 Aluminum Tube		
2	1	1-1/4" Schedule 40 6061 Aluminum Tube		
3	1	1/4" 6061 Aluminum Plate		
4	1	1" x 2" x 1/8" 6061 Aluminum Rect. Tube		
5	1	1" Schedule 40 6061 Aluminum Tube		

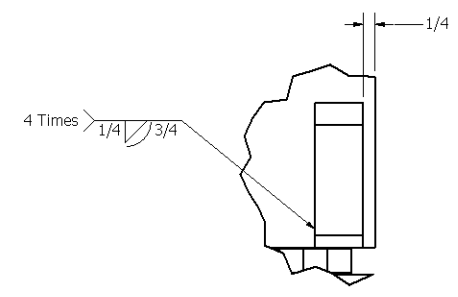
Parts List			
ITEM	QTY	PART NUMBER	DESCRIPTION
1	1	FE-00013-01	Rail Cradle
2	1	FE-00013-02	Bottom Coupling
3	1	FE-00013-03	Gussett
4	1	FE-00013-04	Mount
5	1	FE-00013-05	Support
6	1	FE-00013-06	Bottom Plate
7	1	FE-00013-07	Connecting Pin
8	2	HW-00010	Pop Rivet 3/16 Dia.

DRAWN narosenberg	5/28/2008	FIRST 200 Bedford Street, Manchester, NH 03101 (603) 666-3906 -- FAX (603) 666-3907
CHECKED dfoster	8/4/2008	
UNLESS OTHERWISE SPECIFIED		TITLE Field Outrigger
FRAC.	+/- 1/32	SIZE DWG NO
.00	+/- .01	D FE-00013
.000	+/- .005	SCALE
ANGULAR	+/- .25 Deg.	SHEET 1 OF 1

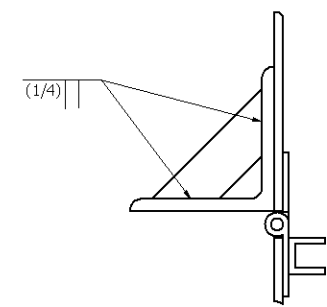
REVISION HISTORY				
ZONE	REV	DESCRIPTION	DATE	APPROVED
	1	Redrawn	5/27/2008	narosenberg



DETAIL B
SCALE 1 / 2

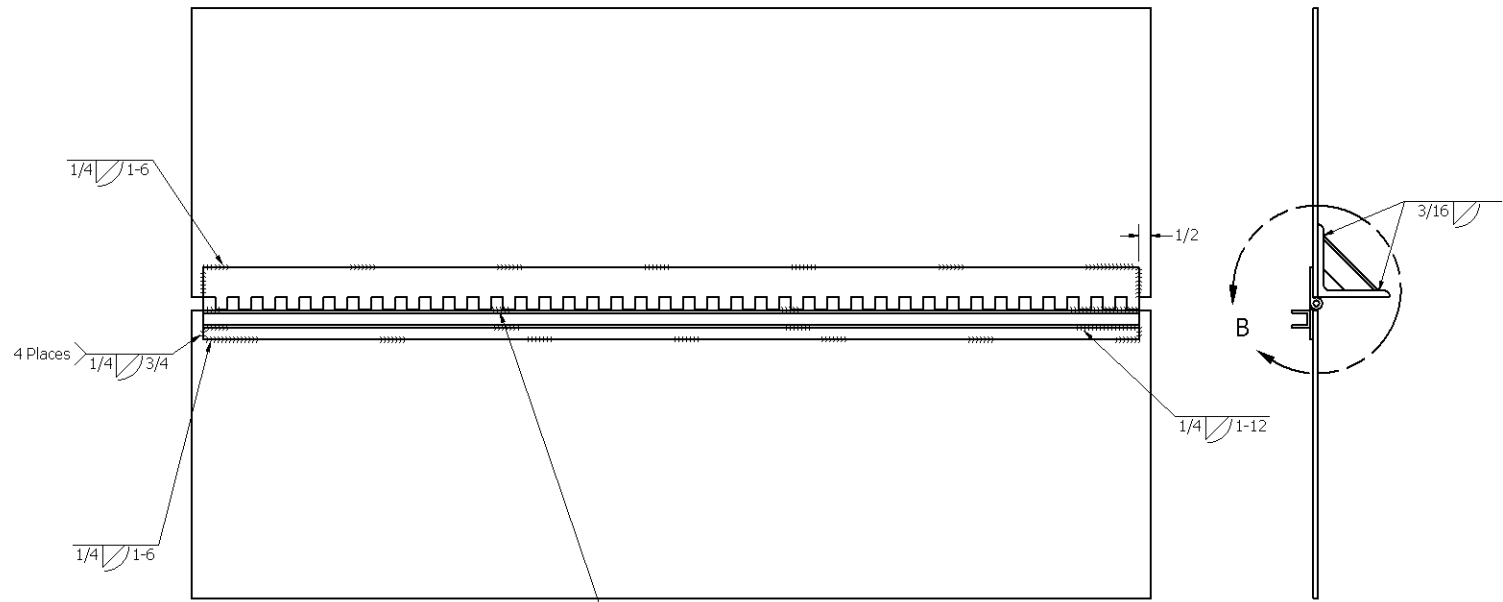


DETAIL A
SCALE 1 / 2


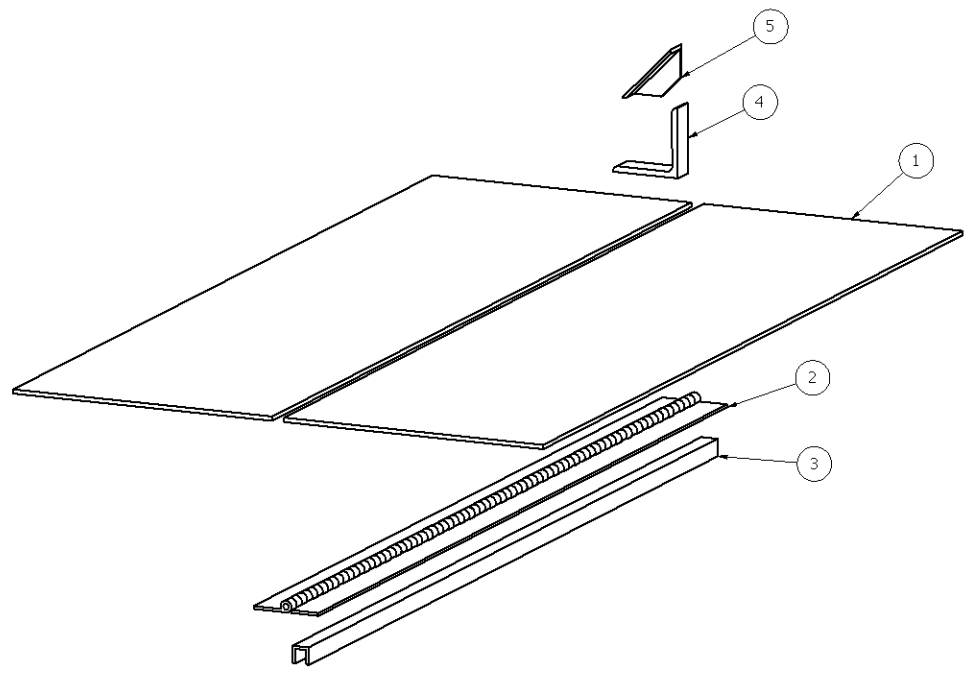
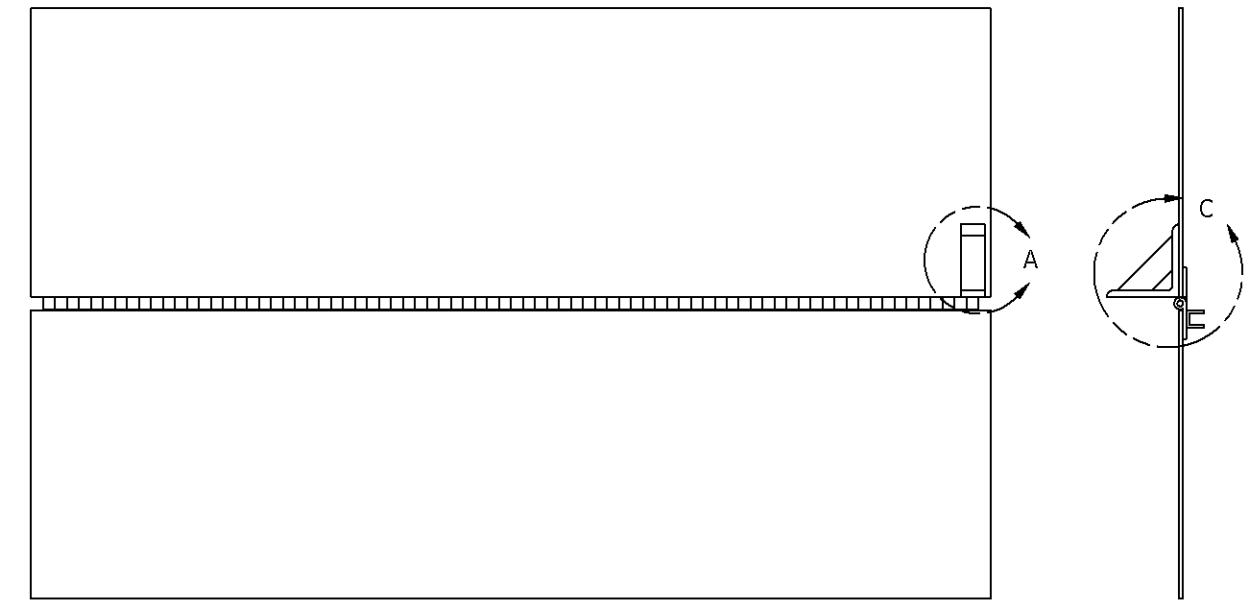


DETAIL C
SCALE 1 / 2

RESOURCES		
RESOURCE	QTY.	DESCRIPTION
1	AR	3/16" 3003 ALUMINUM DIAMOND PLATE
2	39"	3" ALUMINUM HINGE, 1/4" PIN
3	39"	3/4" X 3/4" X 1/8" 6061-T6 ALUMINUM CHANNEL
4	1"	3" X 3" X 1/4" 6061-T6 ALUMINUM ANGLE
5	4"	1" X 1" X 1/8" 6061-T6 ALUMINUM ANGLE

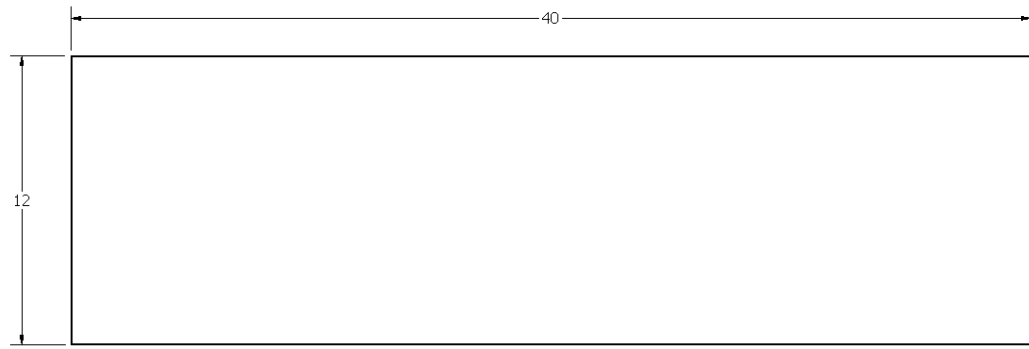


1/4 3/4-12 welds should be centered on fingers of hinge.

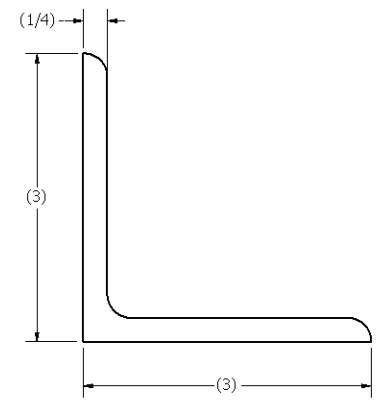
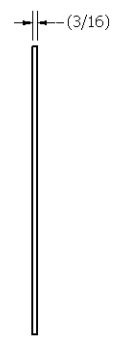


Parts List			
ITEM	QTY	PART NUMBER	DESCRIPTION
1	2	FE-00014-01	Ramp Plate
2	1	FE-00014-02	Hinge
3	1	FE-00014-03	Channel
4	1	FE-00014-04	Kick Angle
5	1	FE-00014-05	Gusset

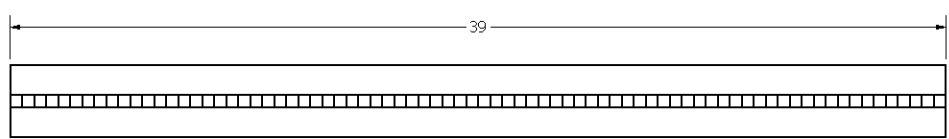

DRAWN dfoster	5/27/2008	FIRST 200 Bedford Street, Manchester, NH 03101 (603) 666-3906 -- FAX (603) 666-3907
CHECKED narosenberg	3/4/2008	
UNLESS OTHERWISE SPECIFIED		TITLE Field Entry Ramp
FRAC.	+/- 1/32	SIZE DWG NO
.00	+/- .01	D FE-00014
.000	+/- .005	SCALE
ANGULAR	+/- .25 Deg.	SHEET 1 OF 2
		REV 1



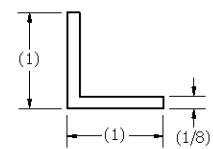
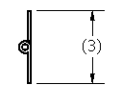
ITEM: 1, FE-00014-01 Ramp Plate
 RESOURCE: 1
 SCALE: 1/4



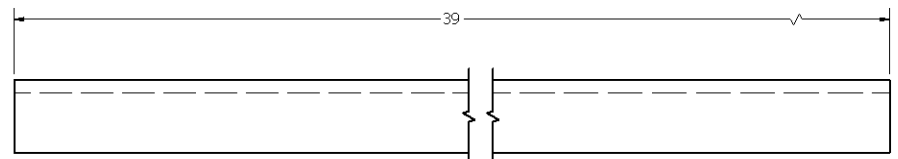
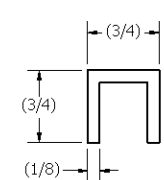
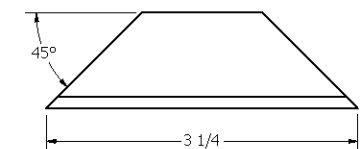
ITEM: 1, FE-00014-04 Kick Angle
 RESOURCE: 4
 SCALE: 1/1



ITEM: 1, FE-00014-02 Hinge
 RESOURCE: 2
 SCALE: 1/4



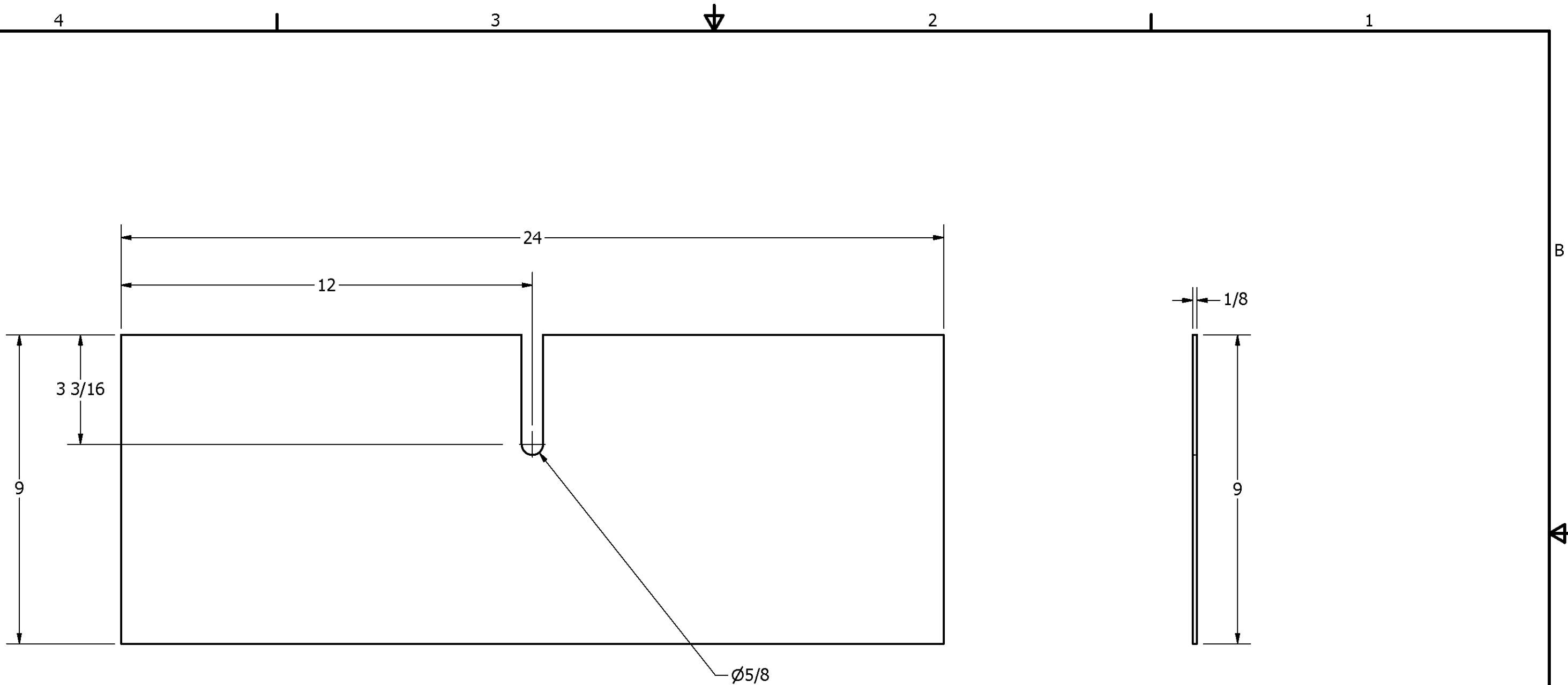
ITEM: 1, FE-00014-05 Gusset
 RESOURCE: 5
 SCALE: 1/1



ITEM: 1, FE-00014-03 Channel
 RESOURCE: 3
 SCALE: 1/1

Note: Remove all sharp edges.

DRAWN dfoster	5/27/2008	FIRST 200 Bedford Street, Manchester, NH 03101 (603) 666-3906 -- FAX (603) 666-3907		
CHECKED narosenberg	3/4/2008			
UNLESS OTHERWISE SPECIFIED		TITLE Field Entry Ramp		
TOLERANCES: (INCHES)				
FRAC.	+/- 1/32	SIZE	DWG NO	REV
.00	+/- .01	D	FE-00014	1
.000	+/- .005	SCALE	SHEET 2 OF 2	
ANGULAR	+/- .25 Deg.			

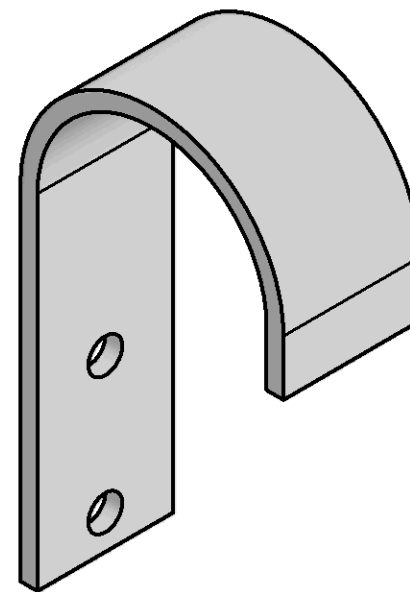
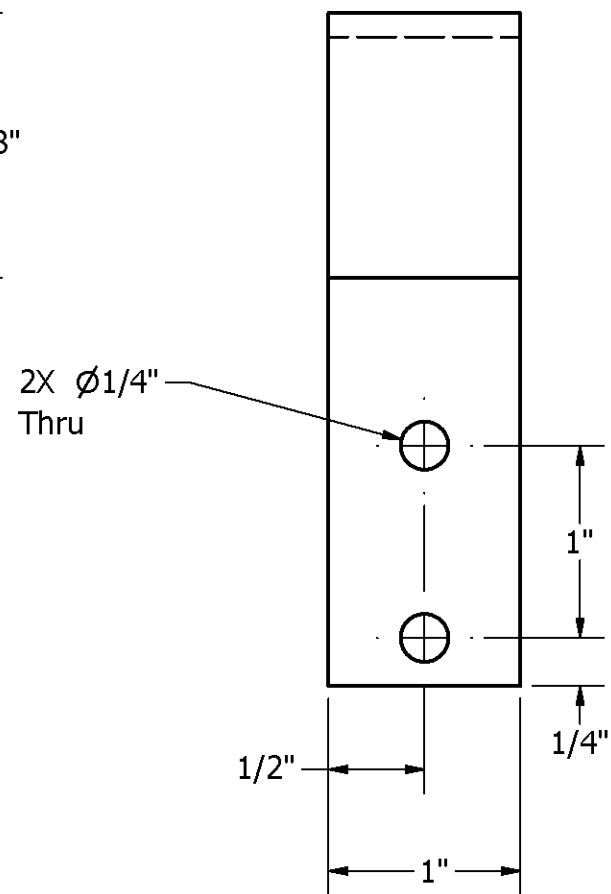
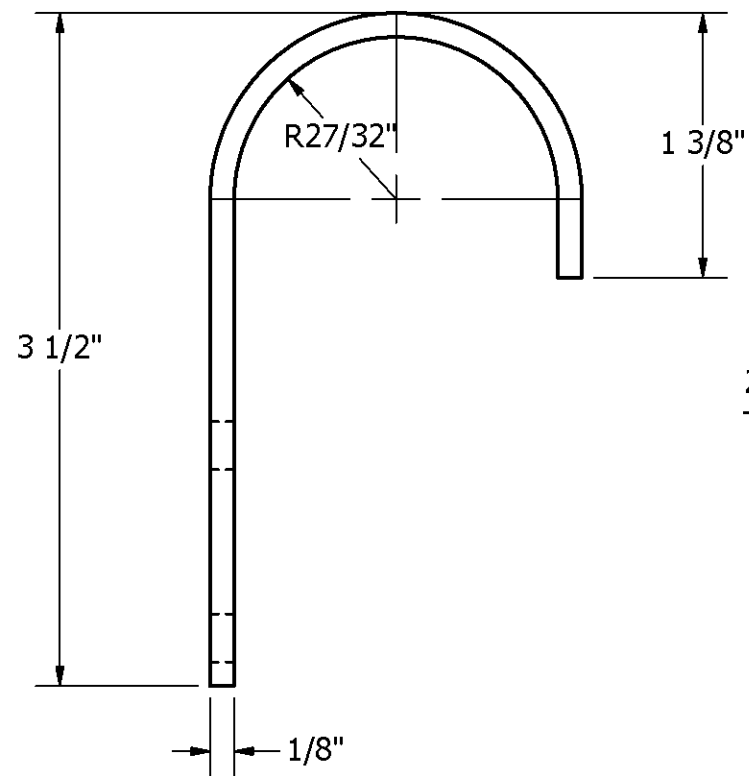


Notes:

1. Material to be HDPE, Yellow.
2. Remove all sharp edges

DRAWN dfoster		1/2/2009		FIRST 200 Bedford Street, Manchester, NH 03101 (603) 666-3906 -- FAX (603) 666-3907	
CHECKED					
UNLESS OTHERWISE SPECIFIED				TITLE Trip Guard	
TOLERANCES: (INCHES)					
FRAC.	+/-	1/32			
.00	+/-	.01			
.000	+/-	.005			
ANGULAR	+/-	.25 Deg.			
SIZE B		DWG NO FE-00015	REV		
SCALE		SHEET 1 OF 1			

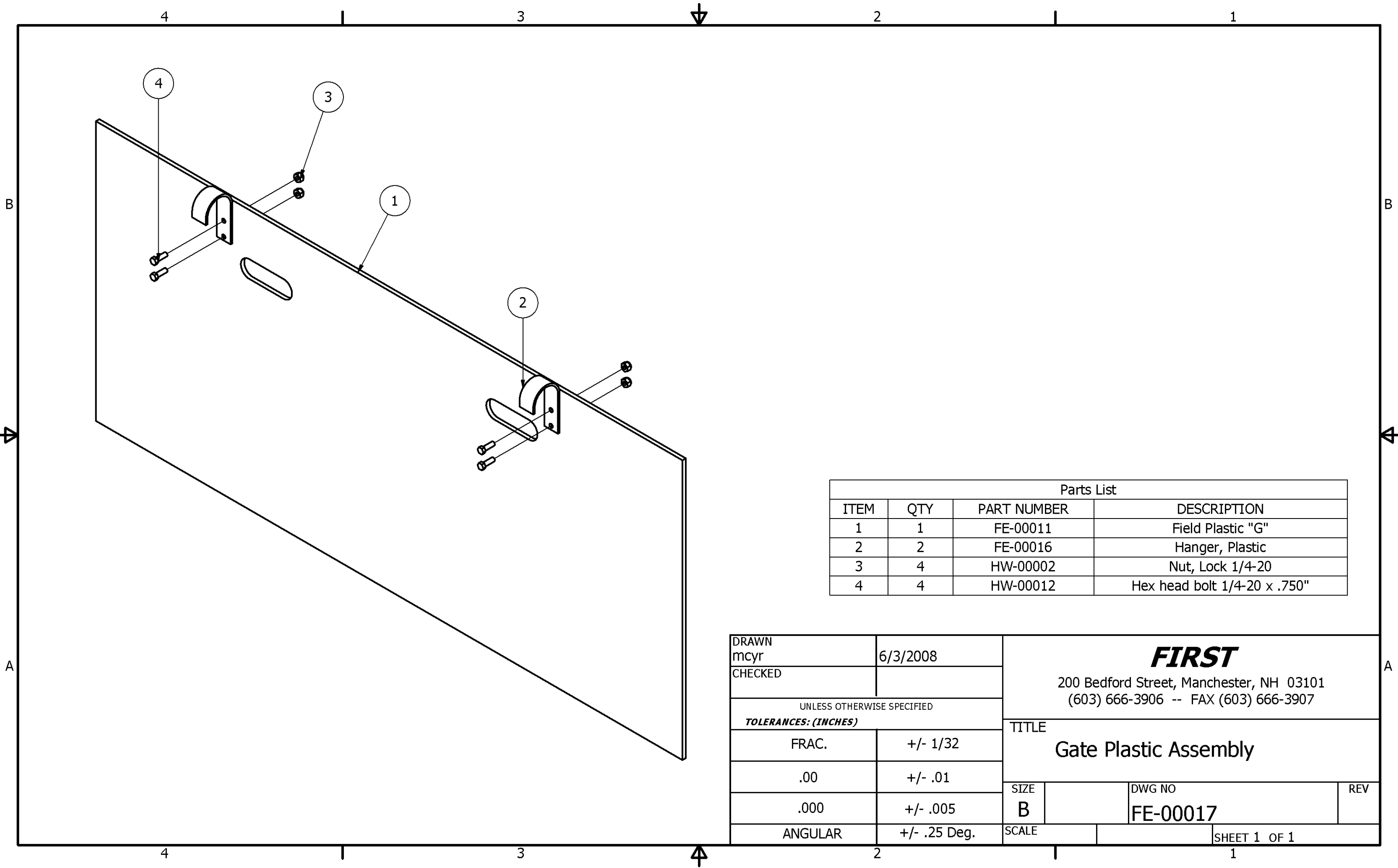
REVISION HISTORY				
ZONE	REV	DESCRIPTION	DATE	APPROVED
	1	redrawn	5/30/2008	dfoster



Notes:

1. Material: 6061-T6 Aluminum
2. Remove all sharp edges.

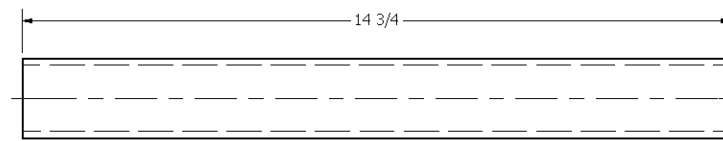
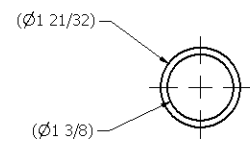
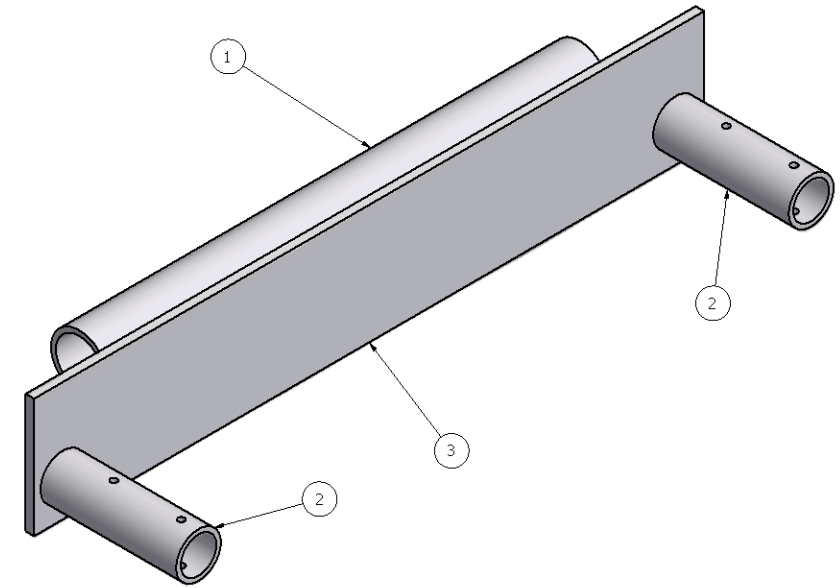
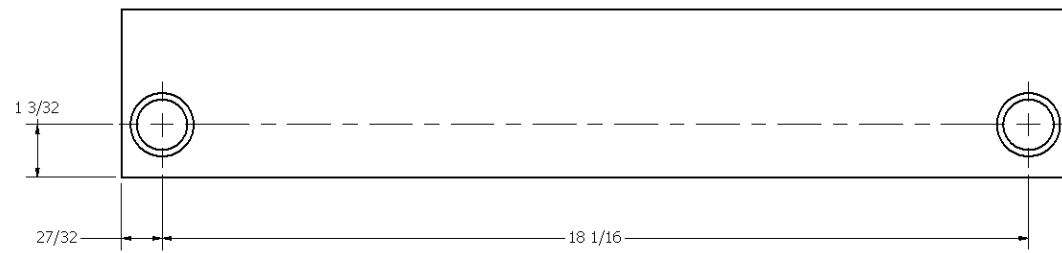
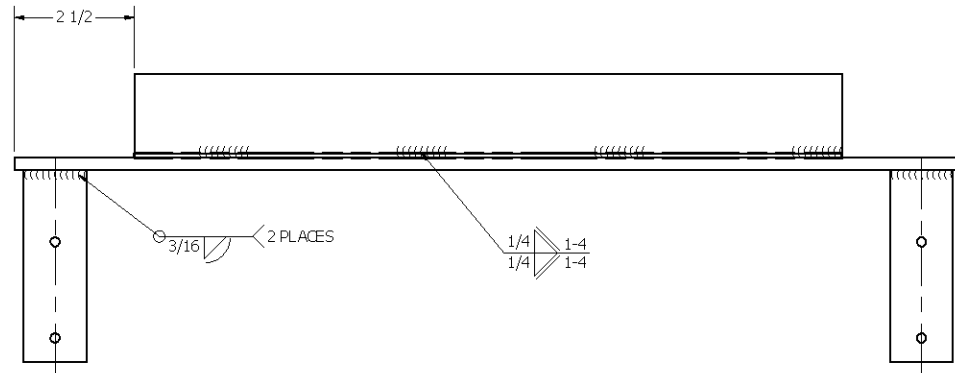
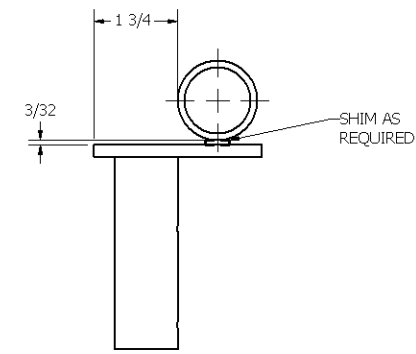
DRAWN dfoster	5/30/2008	FIRST 200 Bedford Street, Manchester, NH 03101 (603) 666-3906 -- FAX (603) 666-3907		
CHECKED narosenberg	8/4/2008			
UNLESS OTHERWISE SPECIFIED		TITLE Hanger, Plastic		
TOLERANCES: (INCHES)				
FRAC.	+/- 1/32			
.00	+/- .01			
.000	+/- .005	SIZE B	DWG NO FE-00016	REV 1
ANGULAR	+/- .25 Deg.	SCALE	SHEET 1 OF 1	



Parts List			
ITEM	QTY	PART NUMBER	DESCRIPTION
1	1	FE-00011	Field Plastic "G"
2	2	FE-00016	Hanger, Plastic
3	4	HW-00002	Nut, Lock 1/4-20
4	4	HW-00012	Hex head bolt 1/4-20 x .750"

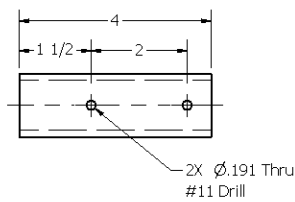
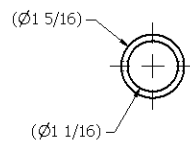
DRAWN mcyr		6/3/2008		FIRST 200 Bedford Street, Manchester, NH 03101 (603) 666-3906 -- FAX (603) 666-3907		
CHECKED						
UNLESS OTHERWISE SPECIFIED TOLERANCES: (INCHES)				TITLE Gate Plastic Assembly		
FRAC.	+/- 1/32		SIZE			
.00	+/- .01		DWG NO			
.000	+/- .005		B	FE-00017	REV	
ANGULAR	+/- .25 Deg.		SCALE		SHEET 1 OF 1	

REVISION HISTORY				
ZONE	REV	DESCRIPTION	DATE	APPROVED
	1	redrawn	5/30/2008	narosenberg

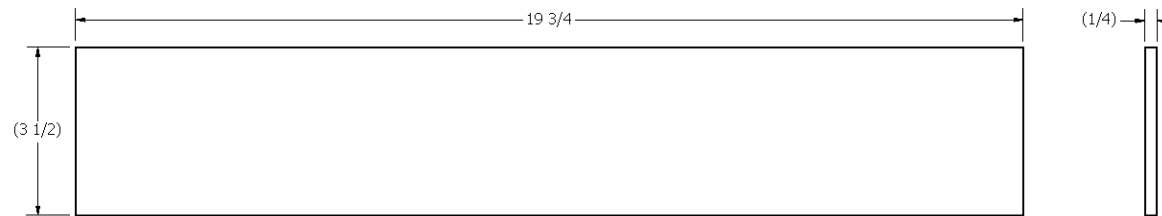


ITEM: 1, FE-00018-01 CONNECTING TUBE
RESOURCE: 1
SCALE: 1/2

RESOURCES		
RESOURCE	QTY.	DESCRIPTION
1	15"	1 1/4" SCHEDULE 40 6061-T6 ALUMINUM PIPE
2	8"	1" SCHEDULE 40 6061-T6 ALUMINUM PIPE
3	20"	3 1/2" X 1/4" 6061-T6 ALUMINUM BAR



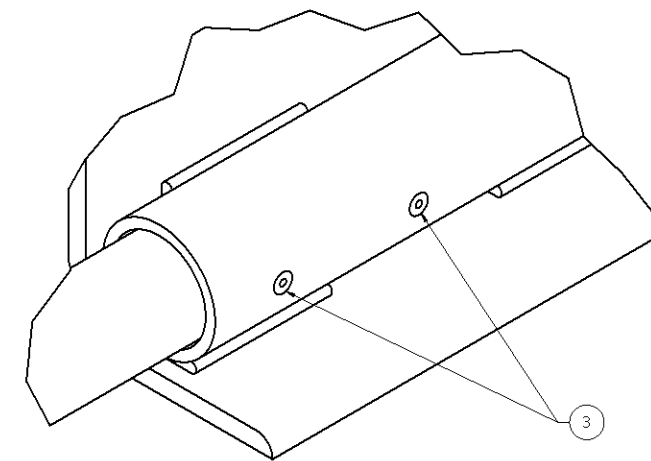

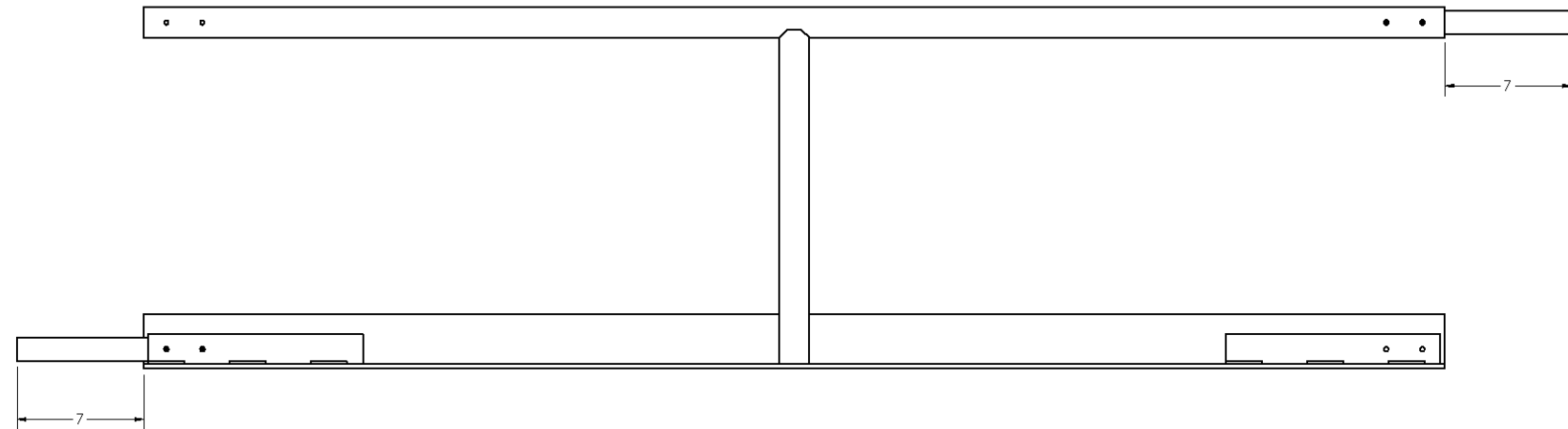
ITEM: 2, FE-00018-02 INSERT TUBE
RESOURCE: 2
SCALE: 1/2



ITEM: 3, FE-00018-03 MOUNTING PLATE
RESOURCE: 3
SCALE: 1/2

Parts List			
ITEM	QTY	PART NUMBER	DESCRIPTION
1	1	FE-00018-01	Connecting Tube
2	2	FE-00018-02	Insert Tube
3	1	FE-00018-03	Mounting Plate

DRAWN dfoster	5/30/2008	FIRST 200 Bedford Street, Manchester, NH 03101 (603) 666-3906 -- FAX (603) 666-3907
CHECKED narosenberg	8/4/2008	
UNLESS OTHERWISE SPECIFIED		TITLE CORNER CONNECTOR
FRAC.	+/- 1/32	SIZE DWG NO
.00	+/- .01	D FE-00018
.000	+/- .005	SCALE
ANGULAR	+/- .25 Deg.	SHEET 1 OF 1

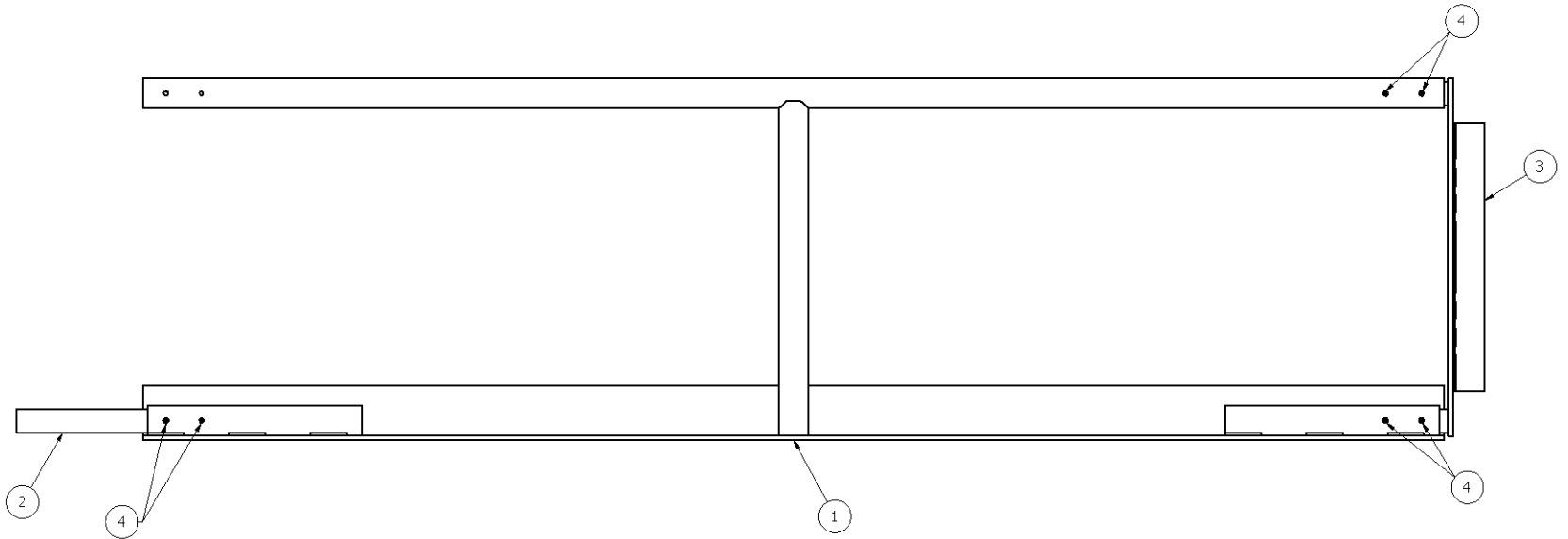




DETAIL A
SCALE 1 : 1

Parts List			
ITEM	QTY	PART NUMBER	DESCRIPTION
1	1	FE-00005	Field Rail
2	2	FE-00026	Connecting Pin
3	4	HW-00010	Pop Rivet 3/16 Dia.

DRAWN dfoster CHECKED UNLESS OTHERWISE SPECIFIED TOLERANCES: (INCHES) FRAC. +/- 1/32 .00 +/- .01 .000 +/- .005 ANGULAR +/- .25 Deg.	6/5/2008 FIRST 200 Bedford Street, Manchester, NH 03101 (603) 666-3906 -- FAX (603) 666-3907 TITLE Field Rail Assy - Mid SIZE DWG NO D FE-00022 SCALE SHEET 1 OF 1	REV 1
---	--	----------

8 7 6 5 4 3 2 1


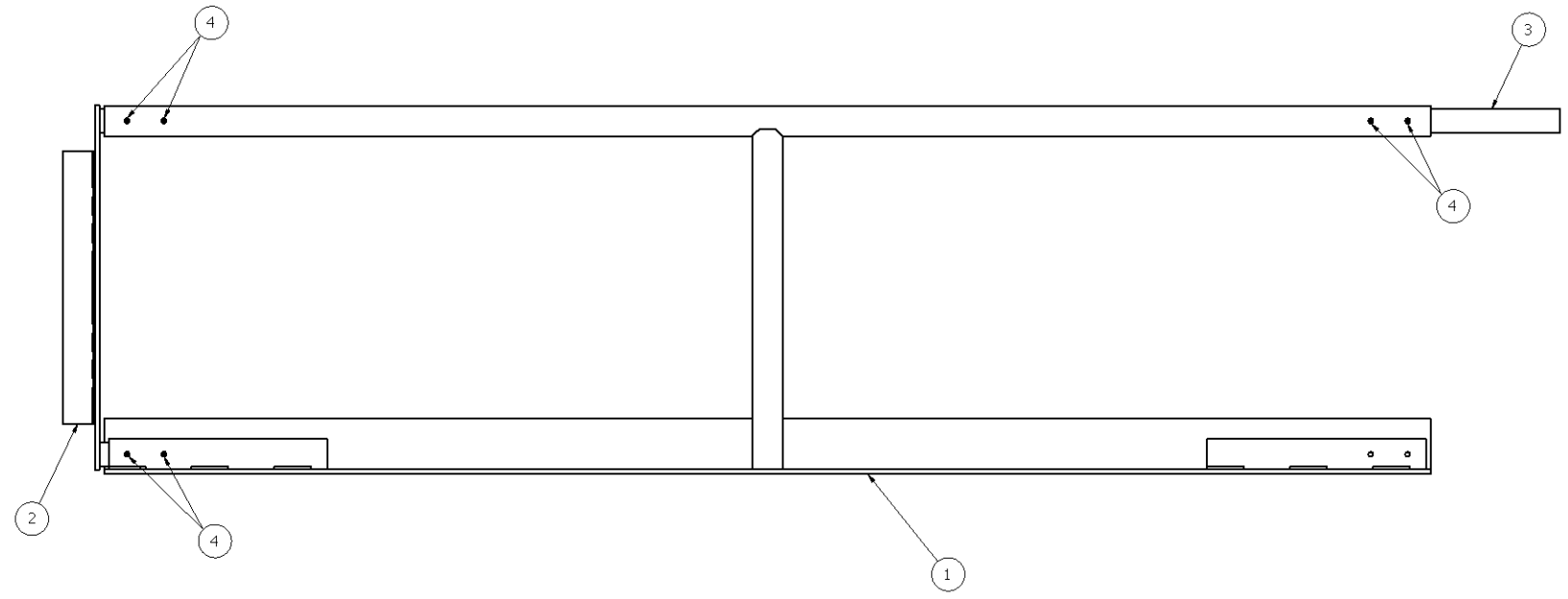


Parts List			
ITEM	QTY	PART NUMBER	DESCRIPTION
1	1	FE-00005	Field Rail
2	1	FE-00026	Connecting Pin
3	1	FE-00018	Corner Connector
4	6	HW-00010	Pop Rivet 3/16 Dia.

DRAWN dfoster	6/6/2008	FIRST 200 Bedford Street, Manchester, NH 03101 (603) 666-3906 -- FAX (603) 666-3907	
CHECKED			
UNLESS OTHERWISE SPECIFIED		TITLE	
TOLERANCES: (INCHES)		Field Rail Assy - Left	
FRAC.	+/- 1/32	SIZE	DWG NO
.00	+/- .01	D	FE-00023
.000	+/- .005	SCALE	REV
ANGULAR	+/- .25 Deg.		1
			SHEET 1 OF 1

8 7 6 5 4 3 2 1

8 7 6 5 4 3 2 1

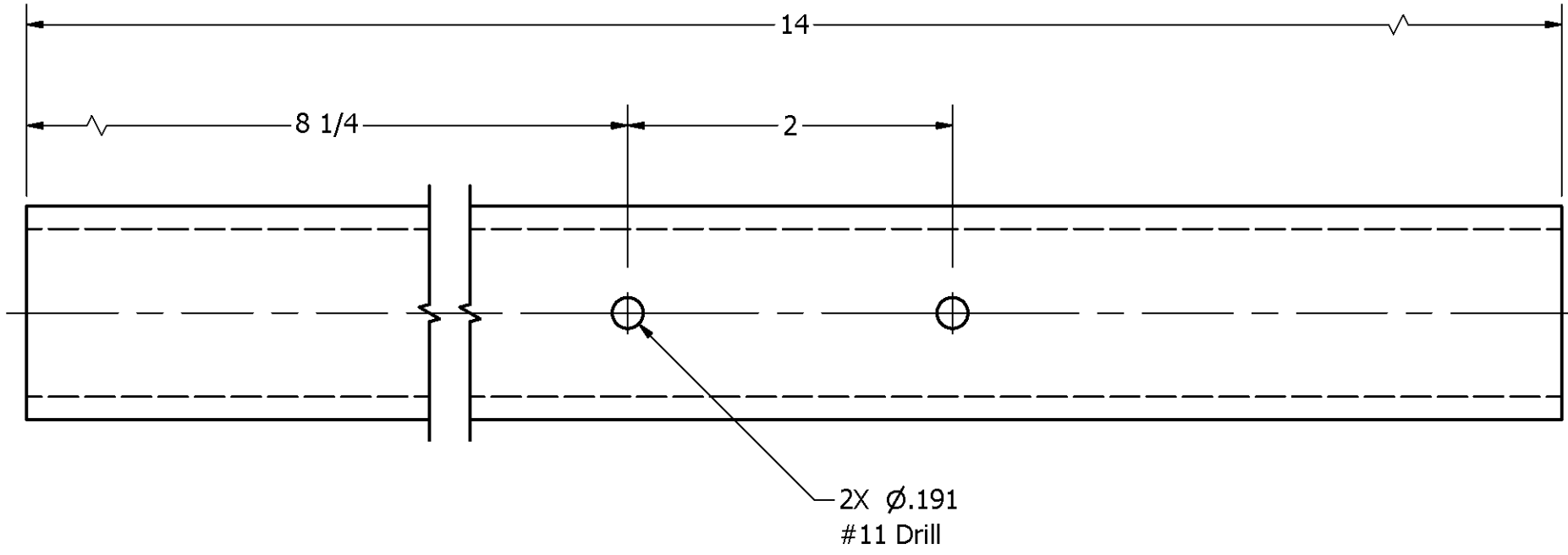
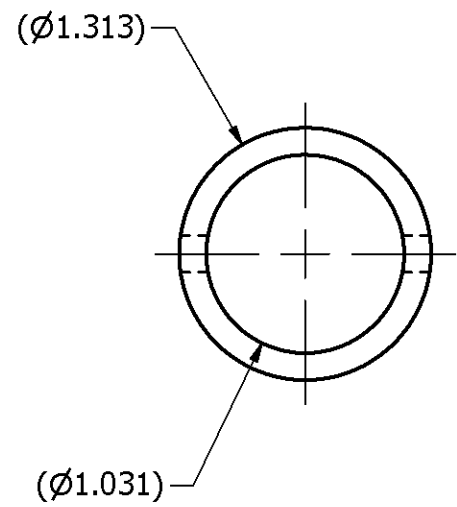


Parts List			
ITEM	QTY	PART NUMBER	DESCRIPTION
1	1	FE-00005	Field Rail
2	1	FE-00018	Corner Connector
3	1	FE-00026	Connecting Pin
4	6	HW-00010	Pop Rivet 3/16 Dia.

DRAWN dfoster	6/6/2008	FIRST 200 Bedford Street, Manchester, NH 03101 (603) 666-3906 -- FAX (603) 666-3907	
CHECKED			
UNLESS OTHERWISE SPECIFIED		TITLE	
TOLERANCES: (INCHES)		Field Rail Assy - Right	
FRAC.	+/- 1/32	SIZE	DWG NO
.00	+/- .01	D	FE-00024
.000	+/- .005	SCALE	REV
ANGULAR	+/- .25 Deg.		1

8 7 6 5 4 3 2 1

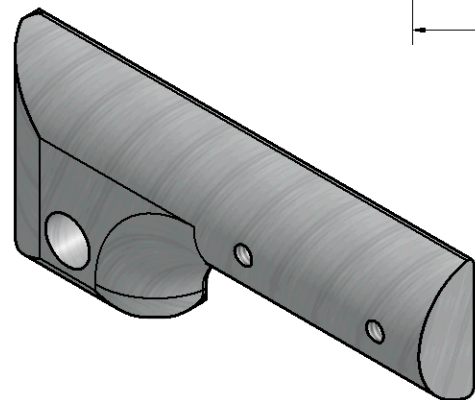
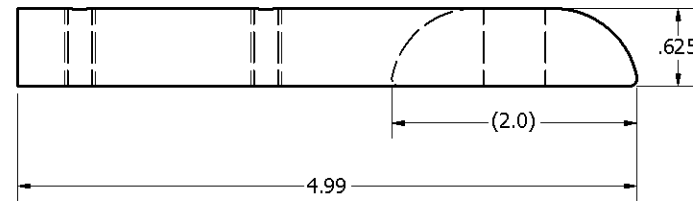
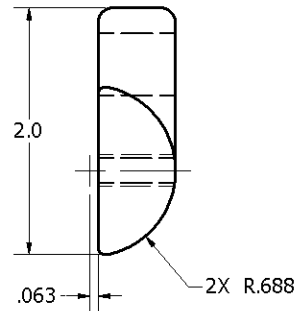
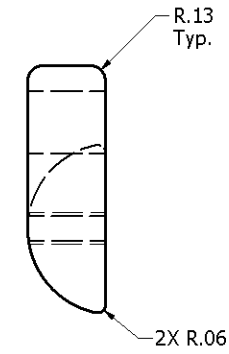
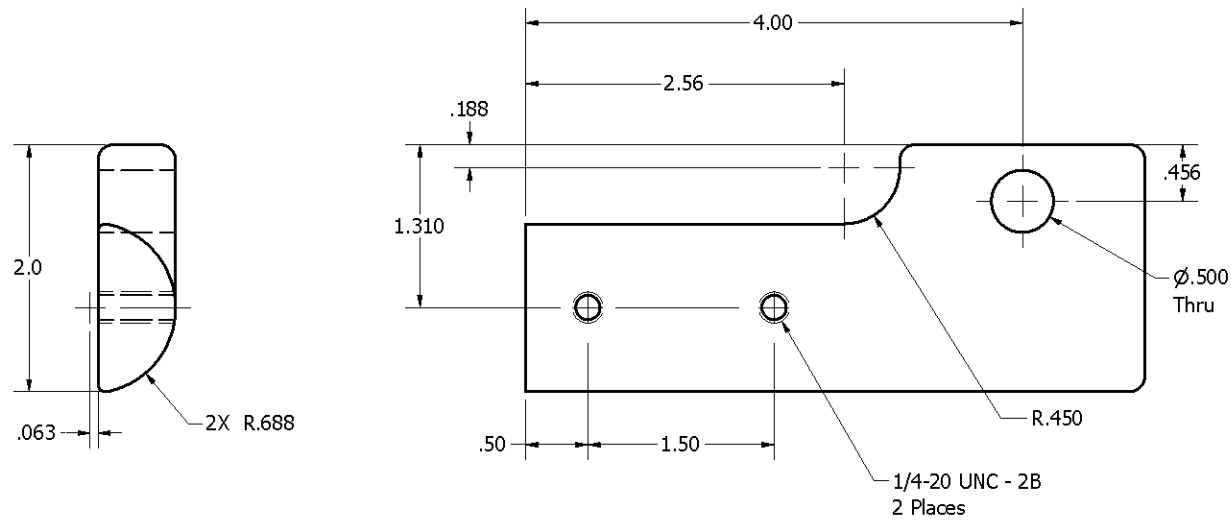
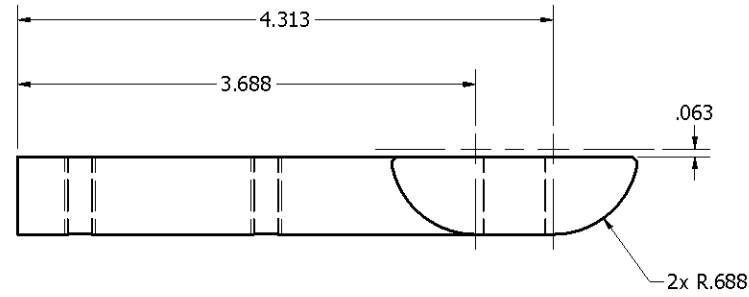
REVISION HISTORY				
ZONE	REV	DESCRIPTION	DATE	APPROVED
	1	redrawn	6/5/2008	dfoster



- Notes:
1. Material: 1" Schedule 40 Pipe, 6061-T6 Aluminum
 2. Remove all sharp edges.

DRAWN dfoster	6/5/2008	FIRST 200 Bedford Street, Manchester, NH 03101 (603) 666-3906 -- FAX (603) 666-3907		
CHECKED narosenberg	8/4/2008			
UNLESS OTHERWISE SPECIFIED		TITLE Connector Pin		
TOLERANCES: (INCHES)				
FRAC.	+/- 1/32			
.00	+/- .01			
.000	+/- .005	SIZE B	DWG NO FE-00026	REV 1
ANGULAR	+/- .25 Deg.	SCALE	SHEET 1 OF 1	

REVISION HISTORY				
ZONE	REV	DESCRIPTION	DATE	APPROVED
	1	redrawn	8/8/2008	dfoster

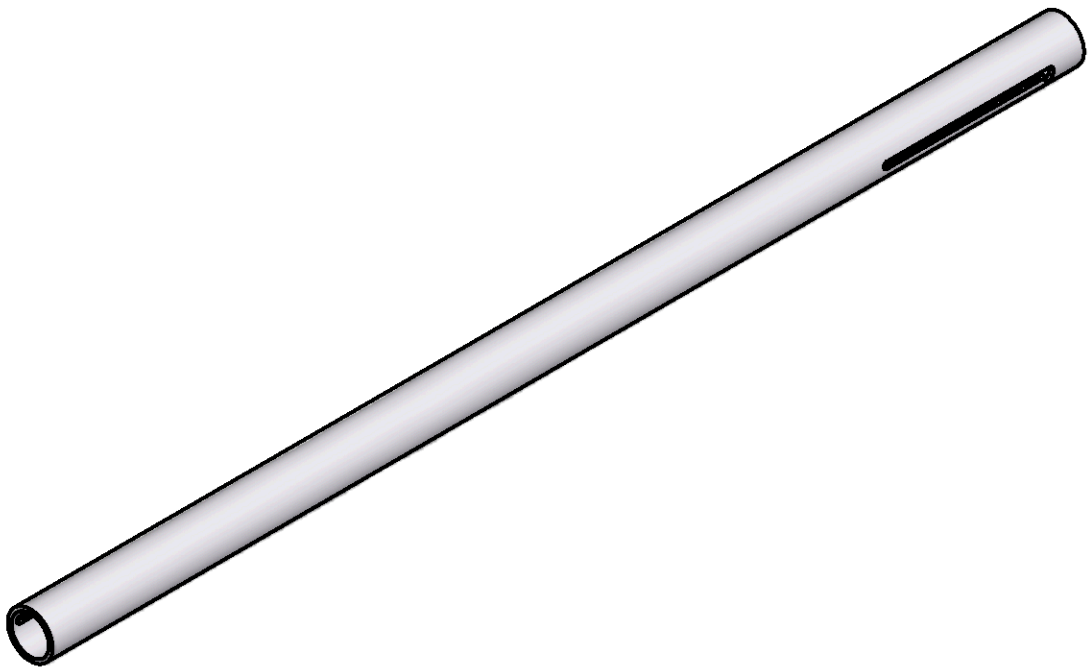
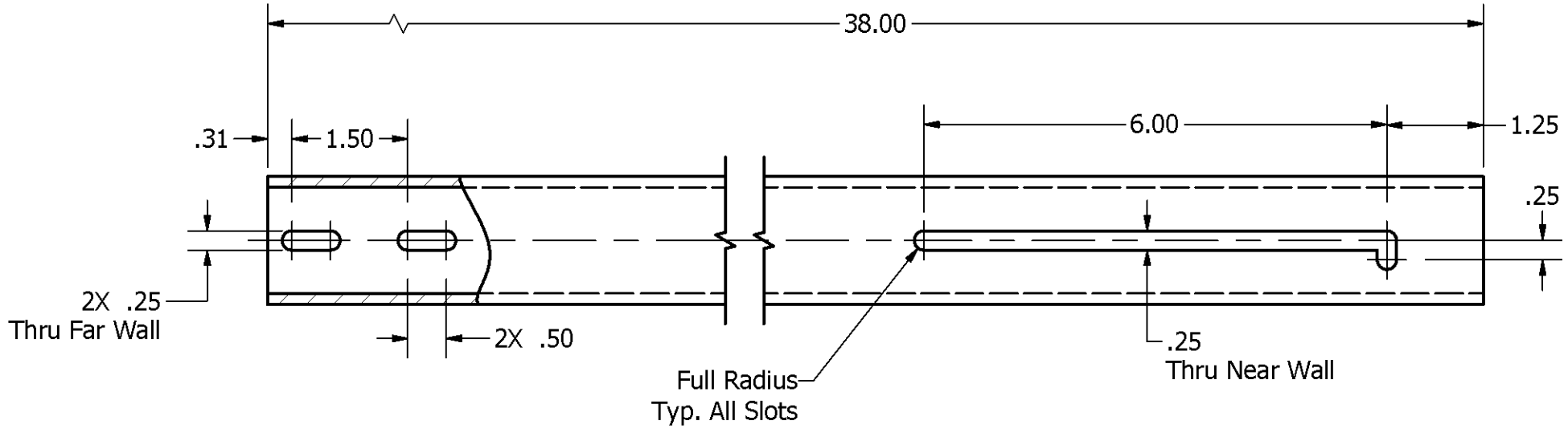
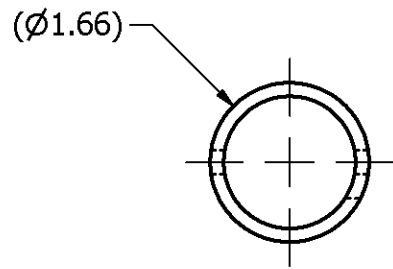


Notes:

1. Material: 6063 Aluminum
2. Remove all sharp edges

DRAWN dfoster	8/8/2008	FIRST 200 Bedford Street, Manchester, NH 03101 (603) 666-3906 -- FAX (603) 666-3907		
CHECKED narosenberg	8/8/2008			
UNLESS OTHERWISE SPECIFIED		TITLE Hinge, Insert		
TOLERANCES: (INCHES)				
FRAC.	+/- 1/32	SIZE	DWG NO	REV
.00	+/- .01	C	FE-00027	1
.000	+/- .005	SCALE	SHEET 1 OF 1	
ANGULAR	+/- .25 Deg.			

REVISION HISTORY				
ZONE	REV	DESCRIPTION	DATE	APPROVED
	1	Redrawn	8/6/2008	dfoster

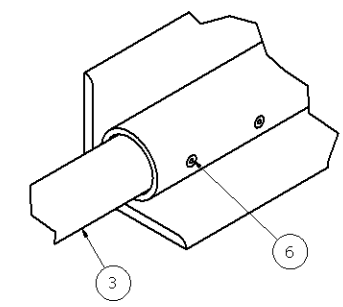
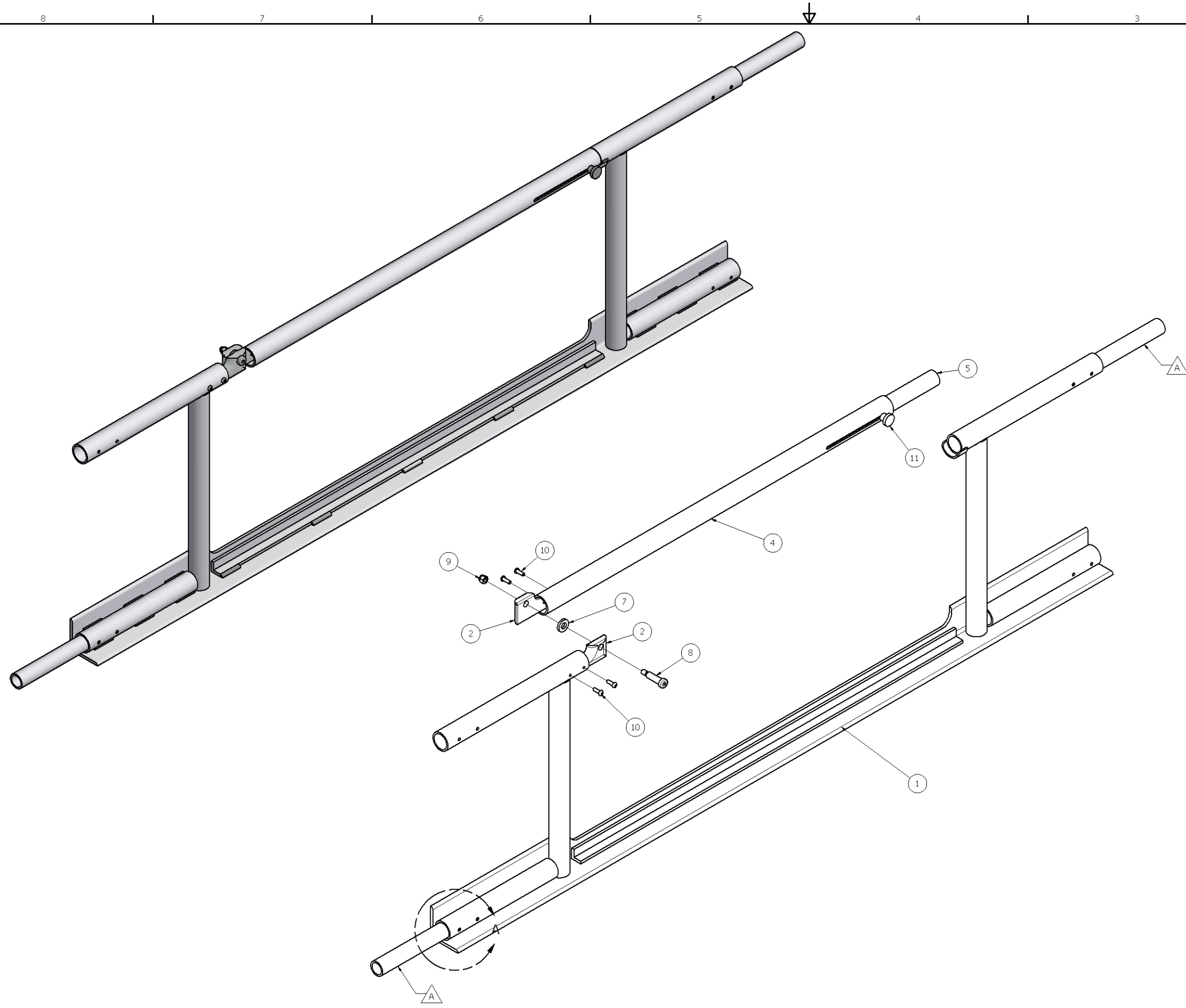


Notes:

1. Material: 1-1/4" Aluminum 6061-T6 Schedule 40 Pipe
2. Remove all sharp edges.

DRAWN dfoster	8/7/2008	FIRST 200 Bedford Street, Manchester, NH 03101 (603) 666-3906 -- FAX (603) 666-3907		
CHECKED narosenberg	8/12/2008			
UNLESS OTHERWISE SPECIFIED		TITLE Arm, Field Gate		
TOLERANCES: (INCHES)				
FRAC.	+/- 1/32			
.00	+/- .01			
.000	+/- .005	SIZE B	DWG NO FE-00028	REV 1
ANGULAR	+/- .25 Deg.	SCALE	SHEET 1 OF 1	

REVISION HISTORY				
ZONE	REV	DESCRIPTION	DATE	APPROVED
C-2, A-6, C-3	A	Relocated Item 3 (x2), Relocated Detail A	1/7/2009	dfoster



DETAIL A
SCALE 1 / 2
Typ. 2 Places

Parts List			
ITEM	QTY	PART NUMBER	DESCRIPTION
1	1	FE-00006	Field Gate, Weldment
2	2	FE-00027	Hinge Insert
3	2	FE-00026	Connecting Pin
4	1	FE-00028	Arm, Field Gate
5	1	FE-00031	Slide, Gate
6	4	HW-00010	Pop Rivet 3/16 Dia.
7	1	HW-00035	Washer, Flat 1/2"
8	1	HW-00036	Socket Head Shoulder Screw, 1/2" x 1.5"
9	1	HW-00026	Nut, Nylock 3/8-16 Zinc Plate
10	4	HW-00037	Socket Button Head Cap Screw, 1/4-20 x .75"
11	1	PP-00012	Knob, Round Knurled with threaded Stud McMaster-Carr 6091K61

DRAWN dfoster		1/2/2009	FIRST 200 Bedford Street, Manchester, NH 03101 (603) 666-3906 -- FAX (603) 666-3907	
CHECKED				
UNLESS OTHERWISE SPECIFIED			TITLE	
TOLERANCES: (INCHES)			Field Gate, Assembly	
FRAC.	+/- 1/32		SIZE	DWG NO
.00	+/- .01		D	FE-00029
.000	+/- .005		SCALE	REV
ANGULAR	+/- .25 Deg.			A

4

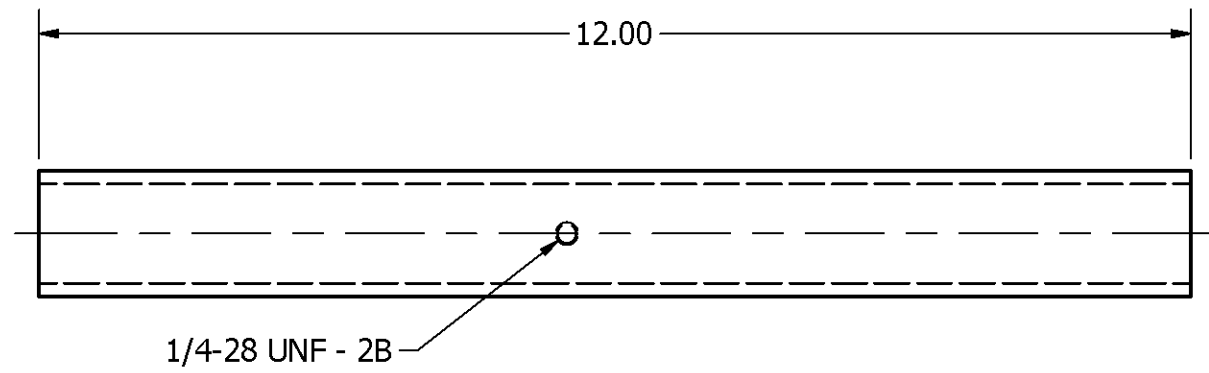
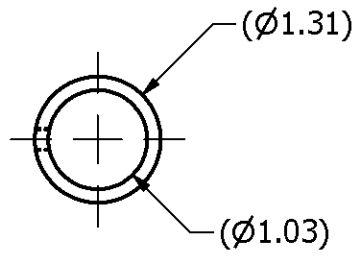
3

2

1

B

B



Notes:

- 1. Material: 1" Schedule 40 Aluminum 6061-T6.
- 2. Remove all sharp edges.

DRAWN dfoster 1/2/2009		FIRST 200 Bedford Street, Manchester, NH 03101 (603) 666-3906 -- FAX (603) 666-3907		
CHECKED				
UNLESS OTHERWISE SPECIFIED				
TOLERANCES: (INCHES)				
FRAC.	+/- 1/32	TITLE Slide, Gate		
.00	+/- .01			
.000	+/- .005			
ANGULAR	+/- .25 Deg.	SIZE B	DWG NO FE-00031	REV
		SCALE	SHEET 1 OF 1	

4

3

2

1

A

A